

ภาคผนวกที่ 4

เอกสารสอบเทียบความถูกต้องของเครื่องมือ

ตรวจวัดคุณภาพสิ่งแวดล้อม

ภาคผนวกที่ 4-1	คุณภาพอากาศในบรรยากาศ
ภาคผนวกที่ 4-2	คุณภาพอากาศจากปล่องระบาย
ภาคผนวกที่ 4-3	คุณภาพอากาศในสถานประกอบการ
ภาคผนวกที่ 4-4	ระดับเสียงในบรรยากาศ
ภาคผนวกที่ 4-5	ระดับเสียงในสถานประกอบการ
ภาคผนวกที่ 4-6	คุณภาพน้ำทิ้ง
ภาคผนวกที่ 4-7	ระดับความร้อนในสถานประกอบการ

ภาคผนวกที่ 4-1
คุณภาพอากาศในบรรยากาศ



บริษัท เอส.พี.เอส. คอนซัลติ้ง เซอร์วิส จำกัด
S.P.S. CONSULTING SERVICE CO., LTD.
7 ซอยพหลโยธิน 24 ถนนพหลโยธิน แขวงจอมพล เขตจตุจักร กรุงเทพฯ 10900
7 Soi Phaholyothin 24, Phaholyothin Rd., Jompol, Chaluchak, Bangkok 10900
Tel : (662) 939-4370-72, Fax : (662) 513-4221, E-mail : sale@spscon.com, www.spscon.com

High Volume Air Sampler Calibration Report

Calibration Method : Multipoint Orifice Flow Transfer Standard

Model : TE 5025A

S/N : 3611

Calibration Data

High Volume Air Sampler Data		Calibration Data		
Recorder No.	Blower No.	Date	Actual Flowrate (ft ³ /min)	R ²
B35	B35	01/02/2023	y = 1.194x-4.992	0.995
B36	B36	02/02/2023	y = 1.201x-3.946	0.997
B37	B37	02/02/2023	y = 1.284x-6.745	0.997
B38	B38	02/02/2023	y = 1.250x-6.733	0.998
B39	B39	01/02/2023	y = 1.268x-7.186	0.998
B40	B40	03/02/2023	y = 1.214x-4.324	0.998
B41	B41	03/02/2023	y = 1.176x-2.734	0.999
B42	B42	02/02/2023	y = 1.283x-8.167	0.997
B43	B43	02/02/2023	y = 1.197x-3.772	0.996
B44	B44	02/02/2023	y = 1.249x-7.038	0.995
R01	R01	01/02/2023	y = 1.287x-8.462	0.998
R02	R02	01/02/2023	y = 1.239x-6.678	0.998
R03	R03	03/02/2023	y = 1.254x-7.928	0.999
R04	R04	02/02/2023	y = 1.206x-3.694	0.999
R05	R05	02/02/2023	y = 1.237x-6.503	0.997
R06	R06	02/02/2023	y = 1.239x-4.541	0.995
R07	R07	03/02/2023	y = 1.060x+1.983	0.999
R08	R08	03/02/2023	y = 1.274x-8.050	0.998
R09	R09	02/02/2023	y = 1.280x-7.005	0.998
R10	R10	03/02/2023	y = 1.244x-5.980	1.000
R11	R11	03/02/2023	y = 1.097x-0.462	0.998
R12	R12	02/02/2023	y = 1.151x-2.727	0.995
R13	R13	02/02/2023	y = 1.134x-1.526	1.000
R14	R14	02/02/2023	y = 1.172x-2.510	0.999
R15	R15	01/02/2023	y = 1.131x-2.129	0.998
R16	R16	01/02/2023	y = 1.202x-5.830	0.998
R17	R17	01/02/2023	y = 1.182x-3.281	0.998
R18	R18	03/02/2023	y = 1.217x-5.060	0.999
R19	R19	03/02/2023	y = 1.228x-6.084	0.998
R20	R20	03/02/2023	y = 1.277x-9.434	0.997

Calibrated by



บริษัท เอส.พี.เอส. คอนซัลติ้ง เซอร์วิส จำกัด
S.P.S. CONSULTING SERVICE CO., LTD.
7 ซอยพหลโยธิน 24 ถนนพหลโยธิน แขวงจอมพล เขตจตุจักร กรุงเทพฯ 10900
7 Soi Phaholyothin 24, Phaholyothin Rd., Jompol, Chatuchak, Bangkok 10900
Tel : (662) 939-4370-72. Fax : (662) 513-4221. E-mail : sale@spscon.com., www.spscon.com

High Volume PM-10 Air Sampler Calibration Report

Calibration Method : Multipoint Orifice Flow Transfer Standard

Model : TE 5025A

S/N : 3611

Calibration Data

High Volume PM-10 Data		Calibration Data		
Recorder No.	Blower No.	Date	Actual Flowrate (ft ³ /min)	R ²
R01	R01	01/02/2023	y = 1.253x-8.016	0.996
R02	R02	01/02/2023	y = 1.246x-5.052	0.998
R03	R03	02/02/2023	y = 1.239x-5.451	0.999
R04	R04	03/02/2023	y = 1.263x-8.320	0.999
R05	R05	03/02/2023	y = 1.193x-4.904	0.998
R06	R06	03/02/2023	y = 1.270x-7.534	0.995
R07	R07	03/02/2023	y = 1.244x-5.727	0.998
R08	R08	02/02/2023	y = 1.277x-7.820	0.998
R09	R09	02/02/2023	y = 1.183x-5.015	0.996
R10	R10	01/02/2023	y = 1.200x-4.576	0.999
R11	R11	01/02/2023	y = 1.225x-4.833	0.995
R12	R12	03/02/2023	y = 1.273x-8.109	0.998
R13	R13	01/02/2023	y = 1.281x-6.830	1.000
R14	R14	01/02/2023	y = 1.288x-7.622	0.999
R15	R15	02/02/2023	y = 1.282x-8.311	0.997
R16	R16	02/02/2023	y = 1.246x-5.817	0.995
R17	R17	03/02/2023	y = 1.263x-7.123	0.999
R18	R18	03/02/2023	y = 1.203x-5.483	0.999
R19	R19	01/02/2023	y = 1.204x-4.399	0.996
R20	R20	01/02/2023	y = 1.259x-8.655	0.997

Calibrated by :



บริษัท เอส.พี.เอส. คอนซัลติ้ง เซอร์วิส จำกัด
S.P.S. CONSULTING SERVICE CO., LTD.
7 ซอยพหลโยธิน 24 ถนนพหลโยธิน แขวงจอมพล เขตจตุจักร กรุงเทพฯ 10900
7 Soi Phaholyothin 24, Phaholyothin Rd., Jompol, Chatuchak, Bangkok 10900
Tel : (662) 939-4370-72. Fax : (662) 513-4221. E-mail : sale@spscon.com.. www.spscon.com

CALIBRATION REPORT

CHEMILUMINESCENT NO / NO₂ / NO_x ANALYZER

DATE : 6 March 2023

BRAND : API

MODEL : 200E

NO. NOX-R01

SERIAL NO. 769

Calibrator (Dilution System)

Brand : API

Model : 700

Last Cal. Date : 04 August 2022

Serial No. : 911

Reference Standard Gas

Standard Gas : Nitric Oxide (NO)

Cylinder No. : D636192

Certified Date : 20 April 2022

Expired Date : 20 April 2024

Cylinder Conc. : 49.1 ppm

CALIBRATING CONDITION

Pressure 1011 mmbar

Temp. 24.6 °C

% RH 49

CALIBRATION SETTING

Span	Initial Reading (Before Adj.),PPB			Final Reading (After Adj.),PPB	
Set Point	Expected Concentration	Analyzer Response	%Dif	Analyzer Response	Slope
Zero	0	0.10	-	0	-
NO Span	400	399.8	-0.050	400.0	1.003
NO _x Span	400	400.1	0.025	400.0	1.007

API Model 200E NO_x Analyzer Check List

Test Values	Observed Value	Units	Nominal Range
RANGE	500	PPB	500 standard
STABILITY (Zero Gas)	0.1	PPB	< 2 with zero air
SAMPLE FLOW	506	cc/min	500 ± 50
OZONE FLOW	78	cc/min	80 ± 15
PMT	103.2	mV	-20 - 150
AZERO	94.0	mV	-20 - 150
HVPS	671	V	420 - 900 constant
RCELL TEMP	50.4	°C	50 ± 1
BOX TEMP	29.1	°C	8 - 48
PMT TEMP	7.2	°C	7 ± 2
MOLY TEMP	315.1	°C	315 ± 5
RCELL PRESS	8.3	IN-Hg-A	2 - 10 constant
SAMPLE PRESS	28.5	IN-Hg-A	25 - 30 constant
NO Span Conc	400	PPB	20 - 20,000
NO _x Span Conc	400	PPB	20 - 20,000
NO Slope	1.003	-	1.0 ± 0.3
NO _x Slope	1.007	-	1.0 ± 0.3
NO Offset	1.2	mV	-20 to +150
NO _x Offset	0.8	mV	-20 to 150
Stability at Zero	0.1	PPB	< 0.2
Stability at Span	0.2	PPB	< 2 ppb @ 400 ppb span gas

Calibrated by :



CALIBRATION REPORT

CHEMILUMINESCENT NO / NO₂ / NO_x ANALYZER

DATE : 6 March 2023

BRAND : API

MODEL : 200E

NO. NOX-R03

SERIAL NO. 4410

Calibrator (Dilution System)

Brand : API

Model : 700

Last Cal. Date : 04 August 2022

Serial No. : 911

Reference Standard Gas

Standard Gas : Nitric Oxide (NO)

Cylinder No. : D636192

Certified Date : 20 April 2022

Expired Date : 20 April 2024

Cylinder Conc. : 49.1 ppm

CALIBRATING CONDITION

Pressure 1011 mmbar

Temp. 24.6 °C

% RH 49

CALIBRATION SETTING

Span Set Point	Initial Reading (Before Adj.),PPB			Final Reading (After Adj.),PPB	
	Expected Concentration	Analyzer Response	%Dif	Analyzer Response	Slope
Zero	0	0.11	-	0	-
NO Span	400	400.1	0.025	400.0	1.008
NO _x Span	400	400.3	0.075	400.0	1.012

API Model 200E NO_x Analyzer Check List

Test Values	Observed Value	Units	Nominal Range
RANGE	500	PPB	500 standard
STABILITY (Zero Gas)	0.1	PPB	< 2 with zero air
SAMPLE FLOW	508	cc/min	500 ± 50
OZONE FLOW	78	cc/min	80 ± 15
PMT	103.1	mV	-20 - 150
AZERO	93.7	mV	-20 - 150
HVPS	670	V	420 - 900 constant
RCELL TEMP	50.2	°C	50 ± 1
BOX TEMP	29.4	°C	8 - 48
PMT TEMP	7.0	°C	7 ± 2
MOLY TEMP	314.9	°C	315 ± 5
RCELL PRESS	8.5	IN-Hg-A	2 - 10 constant
SAMPLE PRESS	28.7	IN-Hg-A	25 - 30 constant
NO Span Conc	400	PPB	20 - 20,000
NO _x Span Conc	400	PPB	20 - 20,000
NO Slope	1.008	-	1.0 ± 0.3
NO _x Slope	1.012	-	1.0 ± 0.3
NO Offset	1.6	mV	-20 to +150
NO _x Offset	1.0	mV	-20 to 150
Stability at Zero	0.1	PPB	< 0.2
Stability at Span	0.2	PPB	< 2 ppb @ 400 ppb span gas

Calibrated by :



บริษัท เอส.พี.เอส. คอนซัลติ้ง เซอร์วิส จำกัด

S.P.S. CONSULTING SERVICE CO., LTD.

7 ซอยพหลโยธิน 24 ถนนพหลโยธิน แขวงจตุจักร กรุงเทพฯ 10900

7 Soi Phaholyothin 24, Phaholyothin Rd., Jompol, Chatuchak, Bangkok 10900

Tel : (662) 939-4370-72 Fax : (662) 513-4221 E-mail : sale@spscon.com, www.spscon.com

CALIBRATION REPORT

CHEMILUMINESCENT NO / NO₂ / NO_x ANALYZER

DATE : 6 March 2023

BRAND : API

MODEL : 200E

NO. NOX-R05

SERIAL NO. 4413

Calibrator (Dilution System)

Brand : API

Model : 700

Last Cal. Date : 04 August 2022

Serial No. : 911

Reference Standard Gas

Standard Gas : Nitric Oxide (NO)

Cylinder No. : D636192

Certified Date : 20 April 2022

Expired Date : 20 April 2024

Cylinder Conc. : 49.1 ppm

CALIBRATING CONDITION

Pressure 1011 mmbar

Temp. 24.6 °C

% RH 49

CALIBRATION SETTING

Span Set Point	Initial Reading (Before Adj.), PPB			Final Reading (After Adj.), PPB	
	Expected Concentration	Analyzer Response	%Dif	Analyzer Response	Slope
Zero	0	-0.10	-	0	-
NO Span	400	399.7	-0.075	400.0	0.998
NO _x Span	400	399.9	-0.025	400.0	1.004

API Model 200E NO_x Analyzer Check List

Test Values	Observed Value	Units	Nominal Range
RANGE	500	PPB	500 standard
STABILITY (Zero Gas)	0.1	PPB	< 2 with zero air
SAMPLE FLOW	505	cc/min	500 ± 50
OZONE FLOW	78	cc/min	80 ± 15
PMT	103.0	mV	-20 - 150
AZERO	93.8	mV	-20 - 150
HVPS	672	V	420 - 900 constant
RCELL TEMP	50.0	°C	50 ± 1
BOX TEMP	29.3	°C	8 - 48
PMT TEMP	7.1	°C	7 ± 2
MOLY TEMP	315.4	°C	315 ± 5
RCELL PRESS	8.3	IN-Hg-A	2 - 10 constant
SAMPLE PRESS	28.4	IN-Hg-A	25 - 30 constant
NO Span Conc	400	PPB	20 - 20,000
NO _x Span Conc	400	PPB	20 - 20,000
NO Slope	0.998	-	1.0 ± 0.3
NO _x Slope	1.004	-	1.0 ± 0.3
NO Offset	1.1	mV	-20 to +150
NO _x Offset	0.7	mV	-20 to 150
Stability at Zero	0.1	PPB	< 0.2
Stability at Span	0.2	PPB	< 2 ppb @ 400 ppb span gas

Calibrated by

**QUALITY CALIBRATION CO.,LTD.**

235 Petchkasem 63/2 Road, Laksong, Bangkae, Bangkok 10160

Tel (662) 421-5402, (662) 444-0152-3, Fax (662) 809-4584

www.qcalibration.com

CERTIFICATE No : 22M2567

REFERENCE No : 64386-1

PAGE : 1 OF 2

Certificate of Calibration

EQUIPMENT : DIGITAL BALANCE

MANUFACTURER : METTLER TOLEDO

MODEL : XS 105DU

SERIAL No : 1126422905

ID No : BA 05/50


CONDITION AS RECEIVED : USED ITEM

SUBMITTED BY : S.P.S. CONSULTING SERVICE CO., LTD.
7 SOI PHAHOLYOTHIN 24, PHAHOLYOTHIN RD.,
JOMPOL, CHATUCHAK, BANGKOK 10900

CALIBRATED BY : TETNITHI W.

CALIBRATION DATE : 11-Mar-22

APPROVED BY



ISSUED DATE : 17-Mar-22

RECEIVED DATE : 11-Mar-22

THIS CERTIFICATE MAY NOT BE REPRODUCED OTHER THAN IN FULL EXCEPT WITH THE PRIOR WRITTEN APPROVAL OF
QUALITY CALIBRATION CO., LTD.



CERTIFICATE No : 22M2567

PAGE : 2 OF 2

Calibration Report

EQUIPMENT : DIGITAL BALANCE MODEL : XS 105DU
MANUFACTURER : METTLER TOLEDO S/N : 1126422905
ID No : BA 05/50 RECEIVED DATE : 11-Mar-22
AIR PRESSURE : 1008mbar \pm 1mbar CALIBRATION DATE : 11-Mar-22
AMBIENT TEMPERATURE : 22° C \pm 1° C RELATIVE HUMIDITY : 49 %RH \pm 10 % RH

CONDITION OF THIS RESULTS OF CALIBRATION

1. THIS INSTRUMENT WAS CALIBRATED BY ACCORDING TO UKAS LAB 14 EDITION 6:2019 BY USING KNOWN WEIGHT STANDARD WEIGHT. THE BALANCE WAS NOT ADJUSTED BEFORE CALIBRATION. THE BALANCE HAS NO ZERO TRACKING FUNCTION. REPEATABILITY WAS MEASURED BY USING 10 REPEATED MEASUREMENTS. LINEARITY WAS MEASURED COVERING 10 POINTS, EVENLY SPREAD OVER THE RANGE. THE INSTRUMENT WAS SET ZERO BEFORE PERFORMING THE LINEARITY TEST. OFF-CENTER LOADING WAS MEASURED BY USING STANDARD WEIGHTS PLACED ON THE PAN AND MOVED TO VARIOUS POSITIONS ON THE PAN.

2. REFERENCE STANDARD INSTRUMENTS :-

INSTRUMENT**MODEL****SERIAL No****CERTIFICATE No****DUE DATE**

1) STANDARD WEIGHT SET

E2

QK-I-151

C02210415

09-Feb-23

3. THIS RESULT WAS FOUND ACCURATE AS SHOWN ON DATE AND PLACE OF CALIBRATION ONLY.

4. THIS RESULT EXCLUDE LONG TERM STABILITY OF THE UNIT UNDER CALIBRATION.

5. THIS CERTIFICATE IS TRACEABLE TO THE INTERNATIONAL SYSTEM OF UNIT MAINTAINED AT:-

- NATIONAL INSTITUTE OF METROLOGY (THAILAND) THROUGH CENTRAL BUREAU OF WEIGHTS&MEASURES

RESULT OF CALIBRATION :- WITHOUT ADJUSTMENT

1. ZERO SETTING FUNCTION : NORMAL

2. TARE FUNCTION : NORMAL

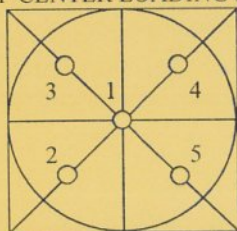
3. REPEATABILITY OF READING AT 20 g WAS 0.000004 g

4. REPEATABILITY OF READING AT 100 g WAS 0.000048 g

5. DEPARTURE FROM NOMINAL VALUE/ LINEARITY

NOMINAL VALUE (g)	BALANCE READING (g)	CORRECTION (g)	UNCERTAINTY (\pm g)
0.00	0.00000	0.00000	0.000058
0.02	0.01999	0.00001	0.000058
0.10	0.09999	0.00001	0.000059
0.20	0.19999	0.00001	0.000059
0.50	0.50001	-0.00001	0.000058
1.00	1.00001	-0.00001	0.000059
2.00	2.00000	0.00000	0.000059
5.00	5.00001	-0.00001	0.000061
10.00	10.00005	-0.00005	0.000063
20.00	20.00006	-0.00006	0.000069
50.00	50.00000	0.00000	0.000111
100.00	100.00001	-0.00001	0.00019
120.00	120.00001	-0.00001	0.00022

6. OFF CENTER LOADING ERROR



POINT	READING (g)	
1	10.00001	50.0000
2	10.00002	50.0000
3	10.00001	50.0000
4	10.00001	50.0000
5	10.00002	50.00001
OFF-CENTER LOADING	0.00001	0.0001

NOTE: THIS CALIBRATION WAS CARRIED OUT AT THE CUSTOMER'S PLACE AT PRODUCTION AREA

THE REPORTED UNCERTAINTY OF MEASUREMENT WAS BASED
COVERAGE FACTOR K=2, PROVIDING A LEVEL OF CONFIDENCE AT

END OF CALIBRATION



QUALITY CALIBRATION CO.,LTD.

235 Petchkasem 63/2 Road, Laksong, Bangkae, Bangkok 10160

Tel (662) 421-5402, (662) 444-0152-3, Fax (662) 809-4584

www.qcalibration.com



CERTIFICATE No : 23M2441

REFERENCE No : 68471-1

PAGE : 1 OF 2

Certificate of Calibration

EQUIPMENT : DIGITAL BALANCE

MANUFACTURER : METTLER TOLEDO

MODEL : XS105DU

SERIAL No : 1126422905

ID No : BA 05/50

CONDITION AS RECEIVED : USED ITEM

SUBMITTED BY : S.P.S. CONSULTING SERVICE CO., LTD.
7 SOI PHAHOLYOTHIN 24, PHAHOLYOTHIN RD.,
JOMPOL, CHATUCHAK, BANGKOK 10900

CALIBRATED BY : ATSAWIN Y.

CALIBRATION DATE : 10-Mar-23

APPROVED BY



ISSUED DATE : 16-Mar-23

RECEIVED DATE : 10-Mar-23

THIS CERTIFICATE MAY NOT BE REPRODUCED OTHER THAN IN FULL EXCEPT WITH THE PRIOR WRITTEN APPROVAL OF
QUALITY CALIBRATION CO., LTD.



CERTIFICATE No : 23M2441

PAGE : 2 OF 2

Calibration Report

EQUIPMENT : DIGITAL BALANCE MODEL : XS105DU
MANUFACTURER : METTLER TOLEDO S/N : 1126422905
ID No : BA 05/50 RECEIVED DATE : 10-Mar-23
AIR PRESSURE : 1010mbar \pm 1mbar CALIBRATION DATE : 10-Mar-23
AMBIENT TEMPERATURE : 23°C \pm 1°C RELATIVE HUMIDITY : 49 %RH \pm 10 % RH

CONDITION OF THIS RESULTS OF CALIBRATION

1. THIS INSTRUMENT WAS CALIBRATED BY ACCORDING TO UKAS LAB 14 EDITION 6:2019 BY USING KNOWN WEIGHT STANDARD WEIGHT. THE BALANCE WAS NOT ADJUSTED BEFORE CALIBRATION. THE BALANCE HAS NO ZERO TRACKING FUNCTION. REPEATABILITY WAS MEASURED BY USING 10 REPEATED MEASUREMENTS. LINEARITY WAS MEASURED COVERING 10 POINTS, EVENLY SPREAD OVER THE RANGE. THE INSTRUMENT WAS SET ZERO BEFORE PERFORMING THE LINEARITY TEST. OFF-CENTER LOADING WAS MEASURED BY USING STANDARD WEIGHTS PLACED ON THE PAN AND MOVED TO VARIOUS POSITIONS ON THE PAN.

2. REFERENCE STANDARD INSTRUMENTS :-

INSTRUMENT	MODEL	SERIAL No	CERTIFICATE No	DUE DATE
1) STANDARD WEIGHT SET	E2	QK-I-151	M2302013S	02-Feb-25
2) STANDARD WEIGHT	E2	15843	M2302014S	02-Feb-25

3. THIS RESULT WAS FOUND ACCURATE AS SHOWN ON DATE AND PLACE OF CALIBRATION ONLY.

4. THIS RESULT EXCLUDE LONG TERM STABILITY OF THE UNIT UNDER CALIBRATION.

5. THIS CERTIFICATE IS TRACEABLE TO THE INTERNATIONAL SYSTEM OF UNIT MAINTAINED AT:-

- NATIONAL INSTITUTE OF METROLOGY (THAILAND) THROUGH CENTRAL BUREAU OF WEIGHTS&MEASURES

RESULT OF CALIBRATION :- WITHOUT ADJUSTMENT

1. ZERO SETTING FUNCTION : NORMAL

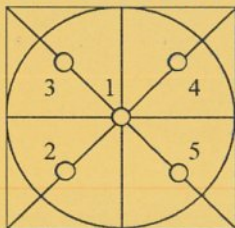
2. TARE FUNCTION : NORMAL

3. REPEATABILITY OF READING AT 200 g WAS 0 g

4. DEPARTURE FROM NOMINAL VALUE/ LINEARITY

NOMINAL VALUE (g)	BALANCE READING (g)	CORRECTION (g)	UNCERTAINTY (\pm g)
0.00	0.00000	0.00000	0.000039
0.02	0.02000	0.00000	0.000039
0.10	0.10000	0.00000	0.000039
0.20	0.20001	-0.00001	0.000040
0.50	0.50001	-0.00001	0.000040
1.00	1.00000	0.00000	0.000041
2.00	2.00003	-0.00003	0.000042
5.00	5.00001	-0.00001	0.000046
10.00	10.00003	-0.00003	0.000053
20.00	20.00005	-0.00005	0.000067
50.00	50.00001	-0.00001	0.00011
100.00	100.00001	-0.00001	0.00019
200.00	200.00001	-0.00001	0.00032

5. OFF CENTER LOADING ERROR



POINT	READING (g)
1	50.0000
2	50.0001
3	50.0000
4	50.0000
5	49.9999
OFF-CENTER LOADING	0.0001

NOTE: THIS CALIBRATION WAS CARRIED OUT AT THE CUSTOMER'S PLACE AT LABORATORY AREA

THE REPORTED UNCERTAINTY OF MEASUREMENT WAS BASED ON COVERAGE FACTOR $k=2$, PROVIDING A LEVEL OF CONFIDENCE APPROX

END OF CALIBRATION RE

ภาคผนวกที่ 4-2
คุณภาพอากาศจากปล่องระบาย



บริษัท เอส.พี.เอส. คอนซัลติ้ง เซอร์วิส จำกัด

S.P.S. CONSULTING SERVICE CO., LTD.

7 ซอยพหลโยธิน 24 ถนนพหลโยธิน แขวงจอมพล เขตจตุจักร กรุงเทพฯ 10900

7 Soi Phaholyothin 24, Phaholyothin Rd., Jompol, Chatuchak, Bangkok 10900

Tel : (662) 939-4370-72, Fax : (662) 513-4221, E-mail : sale@spscon.com., www.spscon.com

Console Calibration Report

Calibration Method

Critical Orifices

Calibration Data

Console Data		Calibration Data		
No.	Serial No.	Date	y	DH _@ (mmH ₂ O)
B01	1563	02/03/2023	0.998	50.11
B02	8002514	03/03/2023	1.004	49.25
B03	1503016	03/03/2023	1.002	50.62
B04	00006659	02/03/2023	1.004	50.14
B05	00007428	03/03/2023	1.001	49.76
R01	1561	01/03/2023	0.997	49.86
R02	8002513	03/03/2023	0.996	49.93
R03	1570	02/03/2023	1.003	49.57
R04	8002519	01/03/2023	1.002	48.90
R05	1503015	01/03/2023	0.998	50.20

Remark : Accept Value of y (test) is $0.97 < y < 1.03$

Accept Value of $\Delta H_{@}$ (test) is 46.7 ± 6.4 (mmH₂O)

Calibrated by :



บริษัท เอส.พี.เอส. คอนซัลติ้ง เซอร์วิส จำกัด
S.P.S. CONSULTING SERVICE CO., LTD.
7 ซอยพหลโยธิน 24 ถนนพหลโยธิน แขวงจอมพล เขตจตุจักร กรุงเทพฯ 10900
7 Soi Phaholyothin 24, Phaholyothin Rd., Jompol, Chatuchak, Bangkok 10900
Tel : (662) 939-4370-72. Fax : (662) 513-4221. E-mail : sale@spscon.com.. www.spscon.com

Pitot Tube Calibration Report

Calibration Method

Standard Pitot Tube

Calibration Data

Pitot Tube Data			Calibration Data		
No.	Type of Pitot	Coefficient of Standard Pitot	Date	Avg. of Cp (test)	
				Side A	Side B
B36	S	0.99	02/02/2023	0.85	0.84
B37	S	0.99	02/02/2023	0.84	0.85
B38	S	0.99	01/02/2023	0.84	0.84
B39	S	0.99	03/02/2023	0.85	0.84
B40	S	0.99	02/02/2023	0.84	0.84
B41	S	0.99	02/02/2023	0.84	0.85
B44	S	0.99	03/02/2023	0.84	0.84
B45	S	0.99	01/02/2023	0.84	0.85
B46	S	0.99	01/02/2023	0.84	0.83
B47	S	0.99	01/02/2023	0.84	0.84
B48	S	0.99	03/02/2023	0.84	0.83
B49	S	0.99	03/02/2023	0.83	0.84
B54	S	0.99	03/02/2023	0.85	0.84
B56	S	0.99	02/02/2023	0.84	0.83
B57	S	0.99	02/02/2023	0.84	0.84
B58	S	0.99	02/02/2023	0.84	0.84

Remark : Accept value of Cp (test) is 0.84 ± 0.01

Calibrated by :



CALIBRATION LABORATORY Co., LTD.

2/10-11,14,55 Soi Prasert Manukit 29 Yaek 4, Prasert Manukit Rd., Ladphrao, Bangkok 10230
Tel. 02-578-0353-4 Fax: 02-578-2672 www.cal-laboratory.com E-mail:sale@cal-laboratory.com



CERTIFICATE OF CALIBRATION

FOR

NOMENCLATURE : VACUUM GAUGE
MANUFACTURER : HI-LIGHT
MODEL / TYPE : N/A
SERIAL NO. : N/A[64-220066-1]
CLID. NO. : 212201112
JOB CONTROL NO. : 220720073201

CUSTOMER : S.P.S. CONSULTING SERVICE CO., LTD.
7 SOI PHAHOLYOTHIN 24 ROAD., JOMPOL,
CHATUCHAK, BANGKOK 10900

DATE OF RECEIVED : 20 July 2022

DATE OF ISSUED : 22 July 2022

Report of calibration screening must not be taken in part. Except complete. Without the approval of the Calibration Laboratory Co., Ltd.

Calibrated By : Sittipong Pimdee
Calibration Engineer



22 July 2022

This Calibration Certificate documents the traceability to national standards, which realize the units of measurement according to the International System of Units (SI)

Certificate No. Q22073201

F3-011-04/01-12

page 1 of 3



@clccalibration

REPORT OF CALIBRATION

FOR

NOMENCLATURE : **VACUUM GAUGE**
MANUFACTURER : **HI-LIGHT**
MODEL / TYPE : **N/A**
SERIAL NO. : **N/A[64-220066-1]**
DATE OF CALIBRATION : **21 July 2022**

ENVIRONMENT CONDITIONS :

Temperature : $(23 \pm 2) ^\circ\text{C}$

Relative Humidity : $(55 \pm 10) \% \text{RH}$

PROCEDURE USED :

This instrument was calibrated under procedure No. **CLC-CPPP-05** according to **DKD-R 6-1** as calibration guidelines.

The calibration was performed by direct measurement with Document Process Calibrator and Pressure Module which maintained by the Calibration Laboratory Co., Ltd.

REFERENCE STANDARD USED :

Document Process Calibrator, Fluke Model 744 S/N. 9226007 with Pressure Module Model 700PV4 S/N. 19298401.

TRACEABILITY :

The measurements are traceable to International System of Units (SI), through National Institute of Metrology (Thailand).
Certificate No. MP-0196-21, Due Date 17 November 2022.

UNCERTAINTY :

The reported uncertainty is based on a standard uncertainty multiplied by coverage factor of $k = 2$. It has been evaluated according to the "Calibration of Pressure Gauges (DKD-R 6-1)" which provides a level of confidence approximately 95%.

Certificate No. **Q22073201**

F3-011-04/01-12

page 2 of 3



@clccalibration

CONDITION OF CALIBRATION ITEM : GOOD

MEASUREMENT RESULTS : (X) without adjustment () adjustment

The DUC was exercised by applying a known pressure from its zero to full scale 1 times. Then 2 series of known gauge pressure were applied. The STD reading were recorded and the means value were reported in the table below.

CALIBRATION DATA

CORRECTION OF PRESSURE

DUC Test point (inHg)	STD Reading (inHg)		Correction (inHg)	
	Up	Down	Up	Down
0	0.0	0.0	0.0	0.0
-5	-4.6	-4.7	+0.4	+0.3
-10	-9.5	-9.6	+0.5	+0.4
-15	-14.4	-14.5	+0.6	+0.5
-20	-19.4	-19.5	+0.6	+0.5
-25	-24.5	-24.5	+0.5	+0.5
-30	-29.5	-29.5	+0.5	+0.5

Uncertainty of measurement ± 0.2 inHg

Transmitting fluid : Air.

Technical Note. k factor 1 kPa = 0.2952998 inHg

Note. The Scope of Accredited ANAB Certificate No. ACDM-2814 Version 008 Page 36 of 54

This report is valid for the above stated instrument/s only.

End of Certificate

Certificate No. Q22073201

F3-011-04/01-12

page 3 of 3



@clccalibration



บริษัท เอส.พี.เอส. คอนซัลติ้ง เซอร์วิส จำกัด
S.P.S. CONSULTING SERVICE CO., LTD.
7 ซอยพหลโยธิน 24 ถนนพหลโยธิน แขวงจอมพล เขตจตุจักร กรุงเทพฯ 10900
7 Soi Phaholyothin 24, Phaholyothin Rd., Jompol, Chatuchak, Bangkok 10900
Tel : (662) 939-4370-72. Fax : (662) 513-4221. E-mail : sale@spscon.com., www.spscon.com

Personal Pump Calibration Report

Calibration Method : Dry Cal Primary Flowmeter

Model : Defender 510-H

S/N : 136164

Environmental Conditions

Temperature : 25 \pm 3 $^{\circ}$ C
Pressure : 1010 \pm 15 mmbar

Personal Pump Data				Calibration Data								
No.	Brand	Model	Serial No.	Date	Flow Rate (ml/min)						Value From Calibration Curve	
					Setting			Actual (Q std.)				
					1	2	3	1	2	3	y	R ²
B41	SKC	224-PCXR4	612669	06/07/2022	1,000	1,500	2,000	998	1,496	1,990	0.994x + 3.749	1.000
B42	SKC	224-PCXR4	626041	06/07/2022	1,000	1,500	2,000	1,003	1,498	1,995	0.990x + 12.946	1.000
B43	SKC	224-PCXR4	034636	06/07/2022	1,000	1,500	2,000	999	1,501	1,992	0.991x + 10.805	1.000
B44	SKC	224-PCXR8	529341	06/07/2022	1,000	1,500	2,000	1,002	1,501	2,003	1.012x - 21.857	0.999
B45	SKC	224-PCXR8	529594	04/07/2022	1,000	1,500	2,000	997	1,498	1,989	0.994x + 4.563	1.000
B46	SKC	224-PCXR8	566743	01/07/2022	1,000	1,500	2,000	994	1,504	2,002	1.016x - 33.363	0.999
B47	SKC	224-PCXR8	566747	04/07/2022	1,000	1,500	2,000	1,002	1,500	2,004	1.013x - 25.000	0.999
B48	SKC	224-PCXR8	566753	04/07/2022	1,000	1,500	2,000	999	1,494	1,998	0.999x - 2.194	1.000
B49	SKC	224-PCXR8	566780	04/07/2022	1,000	1,500	2,000	1,003	1,502	2,003	1.012x - 22.626	0.999
B50	SKC	224-PCXR8	500400	04/07/2022	1,000	1,500	2,000	1,002	1,495	2,002	1.001x - 3.458	1.000
B51	SKC	224-PCXR8	500363	04/07/2022	1,000	1,500	2,000	995	1,504	2,000	1.012x - 26.388	0.999
B52	SKC	224-PCXR8	093186	04/07/2022	1,000	1,500	2,000	995	1,497	1,994	0.997x - 1.360	1.000
B53	SKC	224-PCXR8	707670	04/07/2022	1,000	1,500	2,000	1,002	1,499	2,002	1.010x - 20.947	0.999
B54	SKC	224-PCXR3	509821	01/07/2022	1,000	1,500	2,000	993	1,501	2,001	1.016x - 33.878	0.999
B55	SKC	224-PCXR3	510710	01/07/2022	1,000	1,500	2,000	1,000	1,494	1,993	0.993x + 5.432	1.000
B56	SKC	224-PCXR3	511450	01/07/2022	1,000	1,500	2,000	1,002	1,500	2,001	1.011x - 20.804	0.999
B57	SKC	224-PCXR3	510798	01/07/2022	1,000	1,500	2,000	997	1,493	1,998	1.001x - 3.199	1.000
B58	SKC	224-PCXR3	509852	05/07/2022	1,000	1,500	2,000	1,001	1,498	1,999	1.007x - 19.033	0.999
B59	SKC	224-PCXR3	509862	05/07/2022	1,000	1,500	2,000	996	1,503	1,994	0.997x + 3.115	1.000
B60	SKC	224-PCXR3	512655	04/07/2022	1,000	1,500	2,000	1,002	1,500	2,003	1.012x - 23.691	0.999
B61	SKC	224-PCXR3	503915	04/07/2022	1,000	1,500	2,000	994	1,489	1,998	1.004x - 11.866	1.000
B62	SKC	224-PCXR3	505975	04/07/2022	1,000	1,500	2,000	999	1,494	1,996	0.997x - 0.104	1.000
B63	SKC	224-PCXR3	511432	01/07/2022	1,000	1,500	2,000	991	1,501	1,999	1.017x - 35.541	0.999
B64	SKC	224-PCXR3	508302	01/07/2022	1,000	1,500	2,000	997	1,493	1,989	0.992x + 5.947	1.000
B65	SKC	224-PCXR3	508310	04/07/2022	1,000	1,500	2,000	1,002	1,500	2,003	1.012x - 22.949	0.999
B66	SKC	224-PCXR3	509861	05/07/2022	1,000	1,500	2,000	1,002	1,491	1,991	0.988x + 13.425	1.000
B67	SKC	224-PCXR3	506295	01/07/2022	1,000	1,500	2,000	993	1,507	2,004	1.017x - 32.945	0.999
B68	SKC	224-PCXR3	505872	01/07/2022	1,000	1,500	2,000	1,002	1,491	1,997	0.994x + 5.755	1.000
B69	SKC	224-PCXR3	508375	01/07/2022	1,000	1,500	2,000	1,001	1,500	2,000	1.010x - 21.569	0.999
B70	SKC	224-PCXR3	510623	04/07/2022	1,000	1,500	2,000	992	1,503	1,997	1.002x - 6.533	1.000
B71	SKC	224-PCXR3	508367	05/07/2022	1,000	1,500	2,000	990	1,506	2,002	1.018x - 37.184	0.999
B72	SKC	224-PCXR3	505977	05/07/2022	1,000	1,500	2,000	1,001	1,498	1,993	0.993x + 5.652	1.000
B73	SKC	224-PCXR3	512606	04/07/2022	1,000	1,500	2,000	1,001	1,501	2,005	1.013x - 24.278	0.999
B74	SKC	224-PCXR3	505993	01/07/2022	1,000	1,500	2,000	996	1,495	1,994	1.000x - 4.682	1.000
B75	SKC	224-PCXR3	509820	01/07/2022	1,000	1,500	2,000	996	1,499	1,990	0.994x + 3.625	1.000
B76	SKC	224-PCXR3	509811	04/07/2022	1,000	1,500	2,000	993	1,498	1,998	1.007x - 14.602	1.000
B77	SKC	224-PCXR3	508301	04/07/2022	1,000	1,500	2,000	1,000	1,501	2,004	1.014x - 26.842	0.999
B78	SKC	224-PCXR3	510677	04/07/2022	1,000	1,500	2,000	996	1,503	1,998	1.012x - 27.121	0.999
B79	SKC	224-PCXR3	510920	04/07/2022	1,000	1,500	2,000	994	1,493	1,994	0.999x - 3.506	1.000

Calibrated by :



บริษัท เอส.พี.เอส. คอนซัลติ้ง เซอร์วิส จำกัด
S.P.S. CONSULTING SERVICE CO., LTD.
 7 ซอยพหลโยธิน 24 ถนนพหลโยธิน แขวงจอมพล เขตจตุจักร กรุงเทพฯ 10900
 7 Soi Phaholyothin 24, Phaholyothin Rd., Jompol, Chatuchak, Bangkok 10900
 Tel : (662) 939-4370-72. Fax : (662) 513-4221. E-mail : sale@spscon.com., www.spscon.com

Rotameter Calibration Report (For Personal Pump High Flow Adjust)

Calibration Method : Dry Cal Primary Flowmeter

Model : Defender 510-H

S/N : 136164

Calibration Data

Rotameter Data			Calibration Data								
No.	Brand	Model	Date	Flow Rate (ml/min)						Value From Calibration Curve	
				Flow Rate (Reading)			Actual (Q std.)				
				1	2	3	1	2	3	y	R ²
H-R01	Dwyer	VFB-65	04/04/2022	500	1,000	2,000	503.1	992.4	1979.1	0.999x + 3.360	0.999
H-R02	Dwyer	VFB-65	01/04/2022	500	1,000	2,000	500.8	995.3	1986.1	1.002x + 5.536	1.000
H-R03	Dwyer	VFB-65	04/04/2022	500	1,000	2,000	502.1	987.7	1997.3	0.994x + 1.910	1.000
H-R04	Dwyer	VFB-65	04/04/2022	500	1,000	2,000	496.4	989.6	2019.5	1.009x - 13.763	1.000
H-R05	Dwyer	VFB-65	01/04/2022	500	1,000	2,000	496.8	987.7	1987.7	1.004x - 9.632	1.000
H-R06	Dwyer	VFB-65	01/04/2022	500	1,000	2,000	505.2	992.4	1979.4	0.999x + 2.749	0.999

Calibrated by :

**QUALITY CALIBRATION CO.,LTD.**

235 Petchkasem 63/2 Road, Laksong, Bangkae, Bangkok 10160

Tel (662) 421-5402, (662) 444-0152-3, Fax (662) 809-4584

www.qcalibration.com

CERTIFICATE No : 22M2567

REFERENCE No : 64386-1

PAGE : 1 OF 2

Certificate of Calibration

EQUIPMENT : DIGITAL BALANCE

MANUFACTURER : METTLER TOLEDO

MODEL : XS 105DU

SERIAL No : 1126422905

ID No : BA 05/50

CONDITION AS RECEIVED : USED ITEM

SUBMITTED BY : S.P.S. CONSULTING SERVICE CO., LTD.
7 SOI PHAHOLYOTHIN 24, PHAHOLYOTHIN RD.,
JOMPOL, CHATUCHAK, BANGKOK 10900

CALIBRATED BY : TETNITHI W.

CALIBRATION DATE : 11-Mar-22

APPROVED BY

ISSUED DATE : 17-Mar-22

RECEIVED DATE : 11-Mar-22

THIS CERTIFICATE MAY NOT BE REPRODUCED OTHER THAN IN FULL EXCEPT WITH THE PRIOR WRITTEN APPROVAL OF
QUALITY CALIBRATION CO., LTD.



CERTIFICATE No : 22M2567

PAGE : 2 OF 2

Calibration Report

EQUIPMENT : DIGITAL BALANCE MODEL : XS 105DU
MANUFACTURER : METTLER TOLEDO S/N : 1126422905
ID No : BA 05/50 RECEIVED DATE : 11-Mar-22
AIR PRESSURE : 1008mbar \pm 1mbar CALIBRATION DATE : 11-Mar-22
AMBIENT TEMPERATURE : 22° C \pm 1° C RELATIVE HUMIDITY : 49 %RH \pm 10 % RH

CONDITION OF THIS RESULTS OF CALIBRATION

1. THIS INSTRUMENT WAS CALIBRATED BY ACCORDING TO UKAS LAB 14 EDITION 6:2019 BY USING KNOWN WEIGHT STANDARD WEIGHT. THE BALANCE WAS NOT ADJUSTED BEFORE CALIBRATION. THE BALANCE HAS NO ZERO TRACKING FUNCTION. REPEATABILITY WAS MEASURED BY USING 10 REPEATED MEASUREMENTS. LINEARITY WAS MEASURED COVERING 10 POINTS, EVENLY SPREAD OVER THE RANGE. THE INSTRUMENT WAS SET ZERO BEFORE PERFORMING THE LINEARITY TEST. OFF-CENTER LOADING WAS MEASURED BY USING STANDARD WEIGHTS PLACED ON THE PAN AND MOVED TO VARIOUS POSITIONS ON THE PAN.

2. REFERENCE STANDARD INSTRUMENTS :-

INSTRUMENT	MODEL	SERIAL No	CERTIFICATE No	DUE DATE
1) STANDARD WEIGHT SET	E2	QK-I-151	C02210415	09-Feb-23

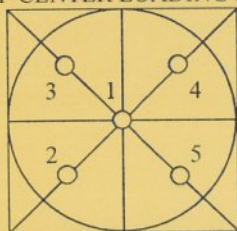
3. THIS RESULT WAS FOUND ACCURATE AS SHOWN ON DATE AND PLACE OF CALIBRATION ONLY.
4. THIS RESULT EXCLUDE LONG TERM STABILITY OF THE UNIT UNDER CALIBRATION.
5. THIS CERTIFICATE IS TRACEABLE TO THE INTERNATIONAL SYSTEM OF UNIT MAINTAINED AT:-
- NATIONAL INSTITUTE OF METROLOGY (THAILAND) THROUGH CENTRAL BUREAU OF WEIGHTS&MEASURES

RESULT OF CALIBRATION :- WITHOUT ADJUSTMENT

1. ZERO SETTING FUNCTION : NORMAL
2. TARE FUNCTION : NORMAL
3. REPEATABILITY OF READING AT 20 g WAS 0.000004 g
4. REPEATABILITY OF READING AT 100 g WAS 0.000048 g
5. DEPARTURE FROM NOMINAL VALUE/ LINEARITY

NOMINAL VALUE (g)	BALANCE READING (g)	CORRECTION (g)	UNCERTAINTY (\pm g)
0.00	0.00000	0.00000	0.000058
0.02	0.01999	0.00001	0.000058
0.10	0.09999	0.00001	0.000059
0.20	0.19999	0.00001	0.000059
0.50	0.50001	-0.00001	0.000058
1.00	1.00001	-0.00001	0.000059
2.00	2.00000	0.00000	0.000059
5.00	5.00001	-0.00001	0.000061
10.00	10.00005	-0.00005	0.000063
20.00	20.00006	-0.00006	0.000069
50.00	50.00000	0.00000	0.000111
100.00	100.00001	-0.00001	0.00019
120.00	120.00001	-0.00001	0.00022

6. OFF CENTER LOADING ERROR



POINT	READING (g)	
1	10.00001	50.0000
2	10.00002	50.0000
3	10.00001	50.0000
4	10.00001	50.0000
5	10.00002	50.00001
OFF-CENTER LOADING	0.00001	0.0001

NOTE: THIS CALIBRATION WAS CARRIED OUT AT THE CUSTOMER'S PLACE AT PRODUCTION AREA
THE REPORTED UNCERTAINTY OF MEASUREMENT WAS BASED ON A STANDARD UNCERTAINTY MULTIPLIED BY A COVERAGE FACTOR $k=2$, PROVIDING A LEVEL OF CONFIDENCE APPROXIMATELY 95%.

END OF CALIBRATION

**QUALITY CALIBRATION CO.,LTD.**

235 Petchkasem 63/2 Road, Laksong, Bangkae, Bangkok 10160

Tel (662) 421-5402, (662) 444-0152-3, Fax (662) 809-4584

www.qcalibration.com

CERTIFICATE No : 23M2441

REFERENCE No : 68471-1

PAGE : 1 OF 2

Certificate of Calibration

EQUIPMENT : DIGITAL BALANCE

MANUFACTURER : METTLER TOLEDO

MODEL : XS105DU

SERIAL No : 1126422905

ID No : BA 05/50


CONDITION AS RECEIVED : USED ITEM

SUBMITTED BY : S.P.S. CONSULTING SERVICE CO., LTD.
7 SOI PHAHOLYOTHIN 24, PHAHOLYOTHIN RD.,
JOMPOL, CHATUCHAK, BANGKOK 10900

CALIBRATED BY : ATSAWIN Y.

CALIBRATION DATE : 10-Mar-23

APPROVED BY



ISSUED DATE : 16-Mar-23

RECEIVED DATE : 10-Mar-23

THIS CERTIFICATE MAY NOT BE REPRODUCED OTHER THAN IN FULL EXCEPT WITH THE PRIOR WRITTEN APPROVAL OF
QUALITY CALIBRATION CO., LTD.



CERTIFICATE No : 23M2441

PAGE : 2 OF 2

Calibration Report

EQUIPMENT : DIGITAL BALANCE MODEL : XS105DU
MANUFACTURER : METTLER TOLEDO S/N : 1126422905
ID No : BA 05/50 RECEIVED DATE : 10-Mar-23
AIR PRESSURE : 1010mbar \pm 1mbar CALIBRATION DATE : 10-Mar-23
AMBIENT TEMPERATURE : 23° C \pm 1° C RELATIVE HUMIDITY : 49 %RH \pm 10 % RH

CONDITION OF THIS RESULTS OF CALIBRATION

1. THIS INSTRUMENT WAS CALIBRATED BY ACCORDING TO UKAS LAB 14 EDITION 6:2019 BY USING KNOWN WEIGHT STANDARD WEIGHT. THE BALANCE WAS NOT ADJUSTED BEFORE CALIBRATION. THE BALANCE HAS NO ZERO TRACKING FUNCTION. REPEATABILITY WAS MEASURED BY USING 10 REPEATED MEASUREMENTS. LINEARITY WAS MEASURED COVERING 10 POINTS, EVENLY SPREAD OVER THE RANGE. THE INSTRUMENT WAS SET ZERO BEFORE PERFORMING THE LINEARITY TEST. OFF-CENTER LOADING WAS MEASURED BY USING STANDARD WEIGHTS PLACED ON THE PAN AND MOVED TO VARIOUS POSITIONS ON THE PAN.

2. REFERENCE STANDARD INSTRUMENTS :-

INSTRUMENT	MODEL	SERIAL No	CERTIFICATE No	DUE DATE
1) STANDARD WEIGHT SET	E2	QK-I-151	M2302013S	02-Feb-25
2) STANDARD WEIGHT	E2	15843	M2302014S	02-Feb-25

3. THIS RESULT WAS FOUND ACCURATE AS SHOWN ON DATE AND PLACE OF CALIBRATION ONLY.

4. THIS RESULT EXCLUDE LONG TERM STABILITY OF THE UNIT UNDER CALIBRATION.

5. THIS CERTIFICATE IS TRACEABLE TO THE INTERNATIONAL SYSTEM OF UNIT MAINTAINED AT:-

- NATIONAL INSTITUTE OF METROLOGY (THAILAND) THROUGH CENTRAL BUREAU OF WEIGHTS&MEASURES

RESULT OF CALIBRATION :- WITHOUT ADJUSTMENT

1. ZERO SETTING FUNCTION : NORMAL

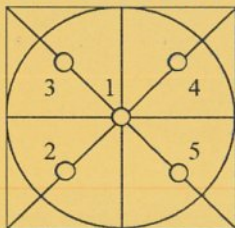
2. TARE FUNCTION : NORMAL

3. REPEATABILITY OF READING AT 200 g WAS 0 g

4. DEPARTURE FROM NOMINAL VALUE/ LINEARITY

NOMINAL VALUE (g)	BALANCE READING (g)	CORRECTION (g)	UNCERTAINTY (\pm g)
0.00	0.00000	0.00000	0.000039
0.02	0.02000	0.00000	0.000039
0.10	0.10000	0.00000	0.000039
0.20	0.20001	-0.00001	0.000040
0.50	0.50001	-0.00001	0.000040
1.00	1.00000	0.00000	0.000041
2.00	2.00003	-0.00003	0.000042
5.00	5.00001	-0.00001	0.000046
10.00	10.00003	-0.00003	0.000053
20.00	20.00005	-0.00005	0.000067
50.00	50.00001	-0.00001	0.00011
100.00	100.00001	-0.00001	0.00019
200.00	200.00001	-0.00001	0.00032

5. OFF CENTER LOADING ERROR



POINT	READING (g)
1	50.0000
2	50.0001
3	50.0000
4	50.0000
5	49.9999
OFF-CENTER LOADING	0.0001

NOTE: THIS CALIBRATION WAS CARRIED OUT AT THE CUSTOMER'S PLACE AT LABORATORY AREA

THE REPORTED UNCERTAINTY OF MEASUREMENT WAS BASED ON A STANDARD UNCERTAINTY MULTIPLIED BY A COVERAGE FACTOR $k=2$, PROVIDING A LEVEL OF CONFIDENCE APPROXIMATING 95%

END OF CALIBRATION REPORT

SITHIPORN ASSOCIATES CO.,LTD. CALIBRATION LABORATORY



451-451/1 Sirinthorn Rd.,Bangbumru, Bangplud Bangkok 10700 THAILAND.
Tel.0-2435-8800 Fax.0-2433-1679 e-mail:cal-center@sithiporn.com http://www.sithiporn.com

NSC-TISI-TIS 17025
CALIBRATION 0394

Cert. No. : SP22018

Pages 1 of 3

Calibration Certificate

Equipment : UV-VIS SPECTROPHOTOMETER
Manufacturer : PERKINELMER
Model : LAMBDA 25
Serial No.: 501S14123010
ID No.: SP03/58
Calibration Mode : WAVELENGTH ACCURACY
PHOTOMETRIC ACCURACY

Condition As Found : GOOD

Customer : S.P.S. CONSULTING SERVICE CO., LTD.
7 SOI PHAHOLYOTHIN 24, PHAHOLYOTHIN ROAD,
CHOMPHON, CHATUCHAK,
BANGKOK 10900, THAILAND.

Location : ORGANIC LABORATORY IV


Ambient Temperature : (24.4 \pm 5) °C
Relative Humidity : (60.1 \pm 25) %

Received Date : 30 AUGUST 2022
Calibration Date : 30 AUGUST 2022
Date of Issue : 31 AUGUST 2022

Calibrated by :

Nathakorn Pisutpaisan

Approved by :



This certificate is issued in accordance with the requirements of ISO/IEC 17025 standard, may not be reproduced other than in full, except with the prior written approval of the head of Calibration Laboratory.

Continuation of Calibration Certificate

Cert. No. : SP22018

Job No. : VC65SP0008

Pages : 2 of 3

Calibration Method :

This instrument was calibrated by using on-site calibration procedure In-house method : CP-SP-01

The calibration procedure to direct measurement wavelength accuracy by using wavelength standard solution, Photometric accuracy by using absorbance standard filter and absorbance standard solution

The calibration procedure used was based on ASTM E275-01,ASTM E925-02

Condition of this result of calibration :

1. Certified reference materials

<u>Material</u>	<u>Ref. type</u>	<u>Cell serial No.</u>	<u>Cert. No.</u>	<u>Due Date</u>
Holmium liquid	RM-HL	29706	87569	13/10/2022
Didymium liquid	RM-DL	28912	87588	15/10/2022
Neutral density filter	RM-1N2N3N	13877	87600	15/10/2022
Potassium dichromate solutions	RM-0204060810	14204	87614	16/10/2022
Potassium Iodide solution	-	KI-0701-001	CI-0090-22	08/04/2024

2. This result of calibration was found accurate as shown on date and place of calibration only.

3. This certificate is traceable to the international system of unit maintained at :

3.1 The UK National Physical Laboratory (NPL)

3.2 The National Institute of Standards and Technology,NIST.

Result of calibration : Wavelength Accuracy

(Without adjustment)

Material	Certified Values of Reference Material (nm)	UUC* Reading (nm)	Error (nm)	Uncertainty ± (nm)	k Factor
RM-HL	278.13	278.3	0.17	0.16	2.00
	361.25	361.4	0.15	0.16	2.00
	467.82	467.8	-0.02	0.16	2.00
	536.56	536.5	-0.06	0.16	2.00
	640.50	640.5	0.00	0.16	2.00
RM-DL	740.09	740.0	-0.09	0.16	2.00
	864.94	865.2	0.26	0.16	2.00

UUC* = Unit Under Calibration

Continuation of Calibration Certificate

Cert. No. : SP22018
Job No. : VC65SP0008
Pages : 3 of 3

Result of calibration : Photometric Accuracy

(Without adjustment)

Material	Wavelength (nm)	Filter: S/N	Nominal Absorbance (A)	Certified Absorbance (A)	UUC* Reading Absorbance (A)	Error (A)	Uncertainty ± (A)	k Factor
Neutral Density glass filter	440.0	29360	1.0	1.0524	1.0539	0.0015	0.0028	2.00
		29914	0.7	0.7454	0.7459	0.0005	0.0029	2.00
		29381	0.5	0.5426	0.5426	0.0000	0.0028	2.00
	546.1	29360	1.0	0.9822	0.9810	-0.0012	0.0028	2.00
		29914	0.7	0.6962	0.6960	-0.0002	0.0028	2.00
		29381	0.5	0.5076	0.5070	-0.0006	0.0029	2.00
	590.0	29360	1.0	1.0221	1.0202	-0.0019	0.0028	2.00
		29914	0.7	0.7238	0.7230	-0.0008	0.0029	2.00
		29381	0.5	0.5364	0.5360	-0.0004	0.0031	2.00
	635.0	29360	1.0	0.9751	0.9732	-0.0019	0.0028	2.00
		29914	0.7	0.6912	0.6902	-0.0010	0.0029	2.00
		29381	0.5	0.5214	0.5210	-0.0004	0.0032	2.00
Material	Wavelength (nm)	Solution (mg/l)	Certified Absorbance (A)	UUC* Reading Absorbance (A)	Error (A)	Uncertainty ± (A)	k Factor	
RM-0204060810	235.0	20	0.2436	0.2419	-0.0017	0.0101	2.00	
		40	0.4905	0.4855	-0.0050	0.0115	2.00	
		60	0.7453	0.7388	-0.0065	0.0067	2.00	
		80	0.9920	0.9839	-0.0081	0.0071	2.00	
		100	1.2487	1.2414	-0.0073	0.0073	2.00	

UUC* = Unit Under Calibration

Condition of this result of calibration : Spectrophotometer PERKINELMER Model Lambda 25 S/N 501S141230

Resolution of Wavelength Mode 0.1 nm
Resolution of Photometric Mode 0.0001 A
Parameter Setting
Measurement Mode Wavelength, Absorbance
Wavelength Scan 1100 nm-190 nm
Scanning Speed 7.5 nm/min
Data Pitch 0.1 nm
Band width(Wavelength) 1.0 nm
Band width(Vis) 1.0 nm
Band width(Uv) 1.0 nm

Stray Light** UUC* Reading at 220 nm	
Transimission T(%)	Absorbance(A)
0.0107	3.9886

**Specific Acceptance :

Transmission ≤ 1.0 T(%), Absorbance ≥ 2.0 A

**Stray light not TISI Accredited

The reported uncertainty is based on a standard uncertainty multiplied by a coverage factor k , providing a level of confidence of approximately 95%

End of Calibration Certificate



Certificate of Calibration

Aquion : Anion (ID#894)

This certificate is to verify that instrument below are calibrated
by Archemica Lab Co.,Ltd.

AQUION S/N : 190840059

AS-DV S/N : 190915235

for

S.P.S. Consulting Service Co., Ltd.

Operate [redacted] an 5, 2022

Test Engineer

ภาคผนวกที่ 4-3
คุณภาพอากาศในสถานประกอบการ



บริษัท เอส.พี.เอส. คอนซัลติ้ง เซอร์วิส จำกัด
S.P.S. CONSULTING SERVICE CO., LTD.
7 ซอยพหลโยธิน 24 ถนนพหลโยธิน แขวงจอมพล เขตจตุจักร กรุงเทพฯ 10900
7 Soi Phaholyothin 24, Phaholyothin Rd., Jompol, Chatuchak, Bangkok 10900
Tel : (662) 939-4370-72, Fax : (662) 513-4221, E-mail : sale@spscon.com, www.spscon.com

Personal Pump Calibration Report

Calibration Method : Dry Cal Primary Flowmeter

Model : Defender 510-H

S/N : 136164

Environmental Conditions

Temperature : 25 \pm 3 $^{\circ}$ C
Pressure : 1010 \pm 15 mmbar

Personal Pump Data				Calibration Data								
No.	Brand	Model	Serial No.	Date	Flow Rate (ml/min)						Value From Calibration Curve	
					Setting			Actual (Q std.)			y	R ²
					1	2	3	1	2	3		
B41	SKC	224-PCXR4	612669	05/01/2023	1,000	1,500	2,000	998	1,497	1,990	0.997x + 0.718	1.000
B42	SKC	224-PCXR4	626041	05/01/2023	1,000	1,500	2,000	1,004	1,498	1,991	0.986x + 18.291	1.000
B43	SKC	224-PCXR4	034636	05/01/2023	1,000	1,500	2,000	1,000	1,501	1,992	0.991x + 11.882	1.000
B44	SKC	224-PCXR8	529341	06/01/2023	1,000	1,500	2,000	1,002	1,502	2,002	1.005x - 9.213	1.000
B45	SKC	224-PCXR8	529594	06/01/2023	1,000	1,500	2,000	999	1,501	1,989	0.991x + 11.184	1.000
B46	SKC	224-PCXR8	566743	06/01/2023	1,000	1,500	2,000	995	1,504	2,002	1.014x - 30.571	0.999
B47	SKC	224-PCXR8	566747	06/01/2023	1,000	1,500	2,000	1,002	1,502	2,004	1.013x - 24.601	0.999
B48	SKC	224-PCXR8	566753	04/01/2023	1,000	1,500	2,000	1,000	1,494	1,998	0.998x + 0.319	1.000
B49	SKC	224-PCXR8	566780	04/01/2023	1,000	1,500	2,000	1,003	1,502	2,006	1.013x - 23.982	0.999
B50	SKC	224-PCXR8	500400	04/01/2023	1,000	1,500	2,000	1,001	1,496	2,002	1.001x - 3.538	1.000
B51	SKC	224-PCXR8	500363	04/01/2023	1,000	1,500	2,000	996	1,504	1,999	1.011x - 25.031	0.999
B52	SKC	224-PCXR8	093186	04/01/2023	1,000	1,500	2,000	995	1,496	1,994	0.997x - 0.602	1.000
B53	SKC	224-PCXR8	707670	03/01/2023	1,000	1,500	2,000	1,002	1,500	2,002	1.008x - 15.403	0.999
B54	SKC	224-PCXR3	509821	03/01/2023	1,000	1,500	2,000	993	1,502	2,001	1.017x - 34.237	0.999
B55	SKC	224-PCXR3	510710	03/01/2023	1,000	1,500	2,000	999	1,494	1,994	0.997x - 0.989	1.000
B56	SKC	224-PCXR3	511450	03/01/2023	1,000	1,500	2,000	1,002	1,500	2,001	1.004x - 8.081	1.000
B57	SKC	224-PCXR3	510798	06/01/2023	1,000	1,500	2,000	997	1,492	1,998	1.000x - 2.680	1.000
B58	SKC	224-PCXR3	509852	06/01/2023	1,000	1,500	2,000	1,000	1,498	1,999	1.007x - 18.953	0.999
B59	SKC	224-PCXR3	509862	06/01/2023	1,000	1,500	2,000	996	1,503	1,994	0.997x + 3.235	1.000
B60	SKC	224-PCXR3	512655	06/01/2023	1,000	1,500	2,000	1,002	1,500	2,003	1.006x - 11.407	1.000
B61	SKC	224-PCXR3	503915	06/01/2023	1,000	1,500	2,000	994	1,489	1,998	1.004x - 12.623	1.000
B62	SKC	224-PCXR3	505975	06/01/2023	1,000	1,500	2,000	999	1,494	1,996	0.997x + 0.343	1.000
B63	SKC	224-PCXR3	511432	03/01/2023	1,000	1,500	2,000	991	1,501	1,999	1.016x - 34.624	0.999
B64	SKC	224-PCXR3	508302	03/01/2023	1,000	1,500	2,000	997	1,492	1,989	0.992x + 6.226	1.000
B65	SKC	224-PCXR3	508310	03/01/2023	1,000	1,500	2,000	1,002	1,500	2,003	1.007x - 13.936	1.000
B66	SKC	224-PCXR3	509861	03/01/2023	1,000	1,500	2,000	1,002	1,491	1,991	0.987x + 14.183	1.000
B67	SKC	224-PCXR3	506295	04/01/2023	1,000	1,500	2,000	993	1,508	2,004	1.009x - 15.555	1.000
B68	SKC	224-PCXR3	505872	04/01/2023	1,000	1,500	2,000	1,002	1,490	1,997	0.995x + 3.841	1.000
B69	SKC	224-PCXR3	508375	04/01/2023	1,000	1,500	2,000	1,002	1,499	2,000	1.010x - 20.772	0.999
B70	SKC	224-PCXR3	510623	05/01/2023	1,000	1,500	2,000	992	1,503	1,997	1.002x - 5.855	1.000
B71	SKC	224-PCXR3	508367	05/01/2023	1,000	1,500	2,000	992	1,506	2,002	1.017x - 34.791	0.999
B72	SKC	224-PCXR3	505977	05/01/2023	1,000	1,500	2,000	1,001	1,498	1,993	0.991x + 8.962	1.000
B73	SKC	224-PCXR3	512606	05/01/2023	1,000	1,500	2,000	1,002	1,501	2,005	1.009x - 14.785	1.000
B74	SKC	224-PCXR3	505993	05/01/2023	1,000	1,500	2,000	996	1,495	1,994	1.000x - 6.916	1.000
B75	SKC	224-PCXR3	509820	04/01/2023	1,000	1,500	2,000	995	1,498	1,990	0.996x + 1.791	1.000
B76	SKC	224-PCXR3	509811	04/01/2023	1,000	1,500	2,000	993	1,498	1,998	1.006x - 14.322	1.000
B77	SKC	224-PCXR3	508301	04/01/2023	1,000	1,500	2,000	1,000	1,501	2,003	1.014x - 26.603	0.999
B78	SKC	224-PCXR3	510677	04/01/2023	1,000	1,500	2,000	995	1,503	1,999	1.013x - 28.158	0.999
B79	SKC	224-PCXR3	510677	04/01/2023	1,000	1,500	2,000	995	1,503	1,999	1.013x - 28.158	0.999

Calibrated by :



บริษัท เอส.พี.เอส. คอนซัลติ้ง เซอร์วิส จำกัด
S.P.S. CONSULTING SERVICE CO., LTD.
7 ซอยพหลโยธิน 24 ถนนพหลโยธิน แขวงจอมพล เขตจตุจักร กรุงเทพฯ 10900
7 Soi Phaholyothin 24, Phaholyothin Rd., Jompol, Chatuchak, Bangkok 10900
Tel : (662) 939-4370-72, Fax : (662) 513-4221, E-mail : sale@spscon.com, www.spscon.com

Personal Pump Calibration Report

Calibration Method : Dry Cal Primary Flowmeter

Model : Defender 510-H

S/N : 136164

Environmental Conditions

Temperature : 25 \pm 3 $^{\circ}$ C
Pressure : 1010 \pm 15 mmbar

Personal Pump Data				Calibration Data								
No.	Brand	Model	Serial No.	Date	Flow Rate (ml/min)						Value From Calibration Curve	
					Setting			Actual (Q std.)				
					1	2	3	1	2	3	y	R ²
R01	SKC	224-PCXR4	602467	03/01/2023	1,000	1,500	2,000	993	1,508	2,004	1.008x - 13.936	0.999
R02	SKC	224-PCXR4	626450	06/01/2023	1,000	2,000	3,000	998	1,499	1,990	0.989x + 12.268	1.000
R03	SKC	224-PCXR4	691592	06/01/2023	1,000	1,500	2,000	1,003	1,500	2,004	1.011x - 21.761	0.999
R04	SKC	224-PCXR4	691672	06/01/2023	1,000	1,500	2,000	996	1,493	1,995	0.997x - 1.563	1.000
R05	SKC	224-PCXR4	798470	06/01/2023	1,000	1,500	2,000	993	1,505	1,999	1.014x - 31.752	0.999
R06	SKC	224-PCXR4	798456	06/01/2023	1,000	1,500	2,000	993	1,498	1,994	1.003x - 8.555	1.000
R07	SKC	224-PCXR4	798480	04/01/2023	1,000	1,500	2,000	994	1,490	1,999	1.007x - 16.073	1.000
R08	SKC	224-PCXR4	883215	04/01/2023	1,000	1,500	2,000	1,011	1,501	2,005	0.999x + 3.207	1.000
R09	SKC	224-PCXR4	034650	04/01/2023	1,000	1,500	2,000	991	1,504	2,002	1.018x - 35.900	0.999
R10	SKC	224-PCXR4	091765	04/01/2023	1,000	1,500	2,000	997	1,512	1,994	0.999x + 0.977	1.000
R11	SKC	224-PCXR4	091763	03/01/2023	1,000	1,500	2,000	1,000	1,499	2,002	1.013x - 25.119	0.999
R12	SKC	224-PCXR4	091568	03/01/2023	1,000	1,500	2,000	997	1,501	1,999	1.001x - 4.906	1.000
R13	SKC	224-PCXR4	091638	03/01/2023	1,000	1,500	2,000	1,002	1,499	1,994	0.992x + 9.636	1.000
R14	SKC	224-PCXR4	091764	03/01/2023	1,000	1,500	2,000	994	1,502	1,999	1.014x - 30.212	0.999
R15	SKC	224-PCXR8	529457	03/01/2023	1,000	1,500	2,000	1,001	1,500	2,004	1.006x - 11.941	1.000
R16	SKC	224-PCXR8	529643	05/01/2023	1,000	1,500	2,000	998	1,497	1,994	1.000x - 4.686	1.000
R17	SKC	224-PCXR8	529645	05/01/2023	1,000	1,500	2,000	994	1,509	2,000	1.015x - 30.731	0.999
R18	SKC	224-PCXR8	566756	05/01/2023	1,000	1,500	2,000	991	1,498	1,998	1.001x - 6.840	1.000
R19	SKC	224-PCXR8	566802	05/01/2023	1,000	1,500	2,000	1,002	1,499	2,000	1.010x - 21.027	0.999
R20	SKC	224-PCXR8	529089	03/01/2023	1,000	1,500	2,000	991	1,501	2,003	1.020x - 39.916	0.999
R21	SKC	224-PCXR8	665728	03/01/2023	1,000	1,500	2,000	998	1,493	1,999	1.000x - 5.404	1.000
R22	SKC	224-PCXR8	707444	03/01/2023	1,000	1,500	2,000	1,002	1,500	2,002	1.004x - 7.135	1.000
R23	SKC	224-PCXR8	761067	03/01/2023	1,000	1,500	2,000	998	1,494	1,991	0.993x + 4.132	1.000
R24	SKC	224-PCXR8	707893	04/01/2023	1,000	1,500	2,000	996	1,505	2,000	1.008x - 17.553	0.999
R25	SKC	224-PCXR8	761052	04/01/2023	1,000	1,500	2,000	1,010	1,499	1,993	0.984x + 23.464	1.000
R26	SKC	224-PCXR8	707956	04/01/2023	1,000	1,500	2,000	1,002	1,500	2,004	1.009x - 15.842	1.000
R27	SKC	224-PCXR8	707398	04/01/2023	1,000	1,500	2,000	996	1,503	2,001	1.005x - 13.449	1.000
R28	SKC	224-PCXR8	707481	04/01/2023	1,000	1,500	2,000	1,004	1,500	2,002	1.010x - 19.288	0.999
R29	SKC	224-PCXR8	707402	03/01/2023	1,000	1,500	2,000	1,004	1,493	1,991	0.988x + 14.167	1.000
R30	SKC	224-PCXR8	093811	03/01/2023	1,000	1,500	2,000	1,000	1,495	1,994	0.996x + 1.922	1.000
R31	SKC	224-PCXR8	093183	03/01/2023	1,000	1,500	2,000	1,001	1,501	2,001	1.002x - 3.618	1.000
R32	SKC	224-PCXR8	671950	03/01/2023	1,000	1,500	2,000	998	1,498	1,994	0.995x + 4.970	1.000
R33	SKC	224-PCXR4	626254	03/01/2023	1,000	1,500	2,000	995	1,502	1,999	1.014x - 31.070	0.999
R34	SKC	224-PCXR4	626131	03/01/2023	1,000	1,500	2,000	1,002	1,498	2,004	1.006x - 11.810	1.000
R35	SKC	224-PCXR8	707460	03/01/2023	1,000	1,500	2,000	999	1,498	1,995	0.994x + 6.669	1.000
R36	SKC	224-PCXR8	707446	03/01/2023	1,000	1,500	2,000	1,004	1,499	2,001	1.009x - 18.036	0.999
R37	SKC	224-PCXR8	707432	03/01/2023	1,000	1,500	2,000	996	1,499	1,998	1.000x - 2.070	1.000
R38	SKC	224-PCXR8	707349	03/01/2023	1,000	1,500	2,000	996	1,500	2,001	1.004x - 9.345	1.000
R39	SKC	224-PCXR8										

Calibrated by :



บริษัท เอส.พี.เอส. คอนซัลติ้ง เซอร์วิส จำกัด
S.P.S. CONSULTING SERVICE CO., LTD.
7 ซอยพหลโยธิน 24 ถนนพหลโยธิน แขวงจอมพล เขตจตุจักร กรุงเทพฯ 10900
7 Soi Phaholyothin 24, Phaholyothin Rd., Jompol, Chatuchak, Bangkok 10900
Tel : (662) 939-4370-72. Fax : (662) 513-4221. E-mail : sale@spscon.com.. www.spscon.com

Personal Pump Calibration Report

Calibration Method : Dry Cal Primary Flowmeter

Model : Defender 510-H

S/N : 136164

Environmental Conditions

Temperature : 25 \pm 3 $^{\circ}$ C
Pressure : 1010 \pm 15 mmbar

Personal Pump Data				Calibration Data								
No.	Brand	Model	Serial No.	Date	Flow Rate (ml/min)						Value From Calibration Curve	
					Setting			Actual (Q std.)				
					1	2	3	1	2	3	y	R²
R40	SKC	224-PCXR4	612753	05/01/2023	1,000	1,500	2,000	1,001	1,502	2,003	1.012x - 23.564	0.999
R41	SKC	224-PCXR4	626140	05/01/2023	1,000	1,500	2,000	992	1,509	2,001	1.017x - 32.442	0.999
R42	SKC	224-PCXR4	626463	05/01/2023	1,000	1,500	2,000	998	1,493	1,999	1.001x - 2.963	1.000
R43	SKC	224-PCXR4	626129	05/01/2023	1,000	1,500	2,000	1,003	1,501	2,003	1.010x - 18.945	0.999
R44	SKC	224-PCXR4	602753	05/01/2023	1,000	1,500	2,000	1,002	1,496	1,993	0.995x + 2.529	1.000
R45	SKC	224-PCXR4	626137	05/01/2023	1,000	1,500	2,000	1,002	1,496	1,993	0.995x + 2.529	1.000

Calibrated by :



บริษัท เอส.พี.เอส. คอนซัลติ้ง เซอร์วิส จำกัด
S.P.S. CONSULTING SERVICE CO., LTD.
7 ซอยพหลโยธิน 24 ถนนพหลโยธิน แขวงจอมพล เขตจตุจักร กรุงเทพฯ 10900
7 Soi Phaholyothin 24, Phaholyothin Rd., Jompol, Chatuchak, Bangkok 10900
Tel : (662) 939-4370-72, Fax : (662) 513-4221, E-mail : sale@spscon.com., www.spscon.com

Rotameter Calibration Report (For Personal Pump High Flow Adjust)

Calibration Method : Dry Cal Primary Flowmeter

Model : Defender 510-H

S/N : 136164

Calibration Data

Rotameter Data			Calibration Data								
No.	Brand	Model	Date	Flow Rate (ml/min)						Value From Calibration Curve	
				Flow Rate (Reading)			Actual (Q std.)				
				1	2	3	1	2	3	y	R ²
H-R01	Dwyer	VFB-65	05/01/2023	500	1,000	2,000	503.3	992.4	1978.7	0.999x - 3.199	0.999
H-R02	Dwyer	VFB-65	04/01/2023	500	1,000	2,000	501.2	995.3	1985.7	1.002x - 5.186	1.000
H-R03	Dwyer	VFB-65	04/01/2023	500	1,000	2,000	501.7	987.7	1996.9	0.994x + 1.679	1.000
H-R04	Dwyer	VFB-65	04/01/2023	500	1,000	2,000	496.4	989.6	2019.5	1.008x - 13.614	1.000
H-R05	Dwyer	VFB-65	06/01/2023	500	1,000	2,000	497.2	987.7	1988.1	1.004x - 9.360	1.000
H-R06	Dwyer	VFB-65	06/01/2023	500	1,000	2,000	505.2	992.4	1979.8	0.999x - 3.199	0.999

Calibrated by :



บริษัท เอส.พี.เอส. คอนซัลติ้ง เซอร์วิส จำกัด
S.P.S. CONSULTING SERVICE CO., LTD.
 7 ซอยพหลโยธิน 24 ถนนพหลโยธิน แขวงจอมพล เขตจตุจักร กรุงเทพฯ 10900
 7 Soi Phaholyothin 24, Phaholyothin Rd., Jompol, Chatuchak, Bangkok 10900
 Tel : (662) 939-4370-72, Fax : (662) 513-4221, E-mail : sale@spscon.com., www.spscon.com

Rotameter Calibration Report (For Personal Pump Low Flow Adjust)

Calibration Method : Dry Cal Primary Flowmeter

Model : Defender 510-H

S/N : 136164

Calibration Data

Rotameter Data			Calibration Data								
No.	Brand	Model	Date	Flow Rate (ml/min)						Value From Calibration Curve	
				Flow Rate (Reading)			Actual (Q std.)				
				1	2	3	1	2	3	y	R ²
L-R01	Dwyer	VFA-21	04/01/2023	50	100	200	50.6	100.6	203.9	0.982x + 2.803	1.000
L-R02	Dwyer	VFA-21	04/01/2023	50	100	200	49.7	101.3	200.1	1.008x - 1.204	0.999
L-R03	Dwyer	VFA-21	04/01/2023	50	100	200	50.5	99.8	202.3	1.017x - 0.913	1.000
L-R04	Dwyer	VFA-21	03/01/2023	50	100	200	49.8	100.5	201.0	1.010x - 1.439	0.999
L-R05	Dwyer	VFA-21	03/01/2023	50	100	200	50.6	100.0	203.4	0.991x + 1.807	1.000
L-R06	Dwyer	VFA-21	03/01/2023	50	100	200	50.6	99.1	201.9	1.003x - 0.921	1.000

Calibrated by :

**QUALITY CALIBRATION CO.,LTD.**

235 Petchkasem 63/2 Road, Laksong, Bangkae, Bangkok 10160

Tel (662) 421-5402, (662) 444-0152-3, Fax (662) 809-4584

www.qcalibration.com

CERTIFICATE No : 22M2567

REFERENCE No : 64386-1

PAGE : 1 OF 2

Certificate of Calibration

EQUIPMENT : DIGITAL BALANCE

MANUFACTURER : METTLER TOLEDO

MODEL : XS 105DU

SERIAL No : 1126422905


ID No : BA 05/50

CONDITION AS RECEIVED : USED ITEM

SUBMITTED BY : S.P.S. CONSULTING SERVICE CO., LTD.
7 SOI PHAHOLYOTHIN 24, PHAHOLYOTHIN RD.,
JOMPOL, CHATUCHAK, BANGKOK 10900

CALIBRATED BY : TETNITHI W.

CALIBRATION DATE : 11-Mar-22

APPROVED BY : 

ISSUED DATE : 17-Mar-22

RECEIVED DATE : 11-Mar-22

THIS CERTIFICATE MAY NOT BE REPRODUCED OTHER THAN IN FULL EXCEPT WITH THE PRIOR WRITTEN APPROVAL OF
QUALITY CALIBRATION CO., LTD.



CERTIFICATE No : 22M2567

PAGE : 2 OF 2

Calibration Report

EQUIPMENT	:	DIGITAL BALANCE	MODEL	:	XS 105DU
MANUFACTURER	:	METTLER TOLEDO	S/N	:	1126422905
ID No	:	BA 05/50	RECEIVED DATE	:	11-Mar-22
AIR PRESSURE	:	1008mbar \pm 1mbar	CALIBRATION DATE	:	11-Mar-22
AMBIENT TEMPERATURE	:	22° C \pm 1° C	RELATIVE HUMIDITY	:	49 %RH \pm 10 % RH

CONDITION OF THIS RESULTS OF CALIBRATION

1. THIS INSTRUMENT WAS CALIBRATED BY ACCORDING TO UKAS LAB 14 EDITION 6:2019 BY USING KNOWN WEIGHT STANDARD WEIGHT. THE BALANCE WAS NOT ADJUSTED BEFORE CALIBRATION. THE BALANCE HAS NO ZERO TRACKING FUNCTION. REPEATABILITY WAS MEASURED BY USING 10 REPEATED MEASUREMENTS. LINEARITY WAS MEASURED COVERING 10 POINTS, EVENLY SPREAD OVER THE RANGE. THE INSTRUMENT WAS SET ZERO BEFORE PERFORMING THE LINEARITY TEST. OFF-CENTER LOADING WAS MEASURED BY USING STANDARD WEIGHTS PLACED ON THE PAN AND MOVED TO VARIOUS POSITIONS ON THE PAN.

2. REFERENCE STANDARD INSTRUMENTS :-

INSTRUMENT	MODEL	SERIAL No	CERTIFICATE No	DUE DATE
1) STANDARD WEIGHT SET	E2	QK-I-151	C02210415	09-Feb-23

3. THIS RESULT WAS FOUND ACCURATE AS SHOWN ON DATE AND PLACE OF CALIBRATION ONLY.

4. THIS RESULT EXCLUDE LONG TERM STABILITY OF THE UNIT UNDER CALIBRATION.

5. THIS CERTIFICATE IS TRACEABLE TO THE INTERNATIONAL SYSTEM OF UNIT MAINTAINED AT:-

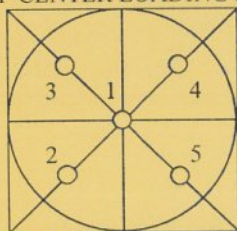
- NATIONAL INSTITUTE OF METROLOGY (THAILAND) THROUGH CENTRAL BUREAU OF WEIGHTS&MEASURES

RESULT OF CALIBRATION :- WITHOUT ADJUSTMENT

1. ZERO SETTING FUNCTION : NORMAL
2. TARE FUNCTION : NORMAL
3. REPEATABILITY OF READING AT 20 g WAS 0.000004 g
4. REPEATABILITY OF READING AT 100 g WAS 0.000048 g
5. DEPARTURE FROM NOMINAL VALUE/ LINEARITY

NOMINAL VALUE (g)	BALANCE READING (g)	CORRECTION (g)	UNCERTAINTY (\pm g)
0.00	0.00000	0.00000	0.000058
0.02	0.01999	0.00001	0.000058
0.10	0.09999	0.00001	0.000059
0.20	0.19999	0.00001	0.000059
0.50	0.50001	-0.00001	0.000058
1.00	1.00001	-0.00001	0.000059
2.00	2.00000	0.00000	0.000059
5.00	5.00001	-0.00001	0.000061
10.00	10.00005	-0.00005	0.000063
20.00	20.00006	-0.00006	0.000069
50.00	50.00000	0.00000	0.000111
100.00	100.00001	-0.00001	0.00019
120.00	120.00001	-0.00001	0.00022

6. OFF CENTER LOADING ERROR



POINT	READING (g)	
1	10.00001	50.0000
2	10.00002	50.0000
3	10.00001	50.0000
4	10.00001	50.0000
5	10.00002	50.0001
OFF-CENTER LOADING	0.00001	0.0001

NOTE: THIS CALIBRATION WAS CARRIED OUT AT THE CUSTOMER'S PLACE AT PRODUCTION AREA

THE REPORTED UNCERTAINTY OF MEASUREMENT WAS BASED ON A STANDARD UNCERTAINTY MULTIPLIED BY A COVERAGE FACTOR $k=2$, PROVIDING A LEVEL OF CONFIDENCE APPROXIMATELY 95%.

END OF CALIBRATION REPORT



CERTIFICATE No : 23M2441

REFERENCE No : 68471-1

PAGE : 1 OF 2

Certificate of Calibration

EQUIPMENT : DIGITAL BALANCE

MANUFACTURER : METTLER TOLEDO

MODEL : XS105DU

SERIAL No : 1126422905

ID No : BA 05/50

CONDITION AS RECEIVED : USED ITEM

SUBMITTED BY : S.P.S. CONSULTING SERVICE CO., LTD.
7 SOI PHAHOLYOTHIN 24, PHAHOLYOTHIN RD.,
JOMPOL, CHATUCHAK, BANGKOK 10900

CALIBRATED BY : ATSAWIN Y.

CALIBRATION DATE : 10-Mar-23

APPROVED BY :



ISSUED DATE : 16-Mar-23

RECEIVED DATE : 10-Mar-23



CERTIFICATE No : 23M2441

PAGE : 2 OF 2

Calibration Report

EQUIPMENT : DIGITAL BALANCE
MANUFACTURER : METTLER TOLEDO
ID No : BA 05/50
AIR PRESSURE : 1010mbar \pm 1mbar
AMBIENT TEMPERATURE : 23° C \pm 1° C
MODEL : XS105DU
S/N : 1126422905
RECEIVED DATE : 10-Mar-23
CALIBRATION DATE : 10-Mar-23
RELATIVE HUMIDITY : 49 %RH \pm 10 % RH

CONDITION OF THIS RESULTS OF CALIBRATION

1. THIS INSTRUMENT WAS CALIBRATED BY ACCORDING TO UKAS LAB 14 EDITION 6:2019 BY USING KNOWN WEIGHT STANDARD WEIGHT. THE BALANCE WAS NOT ADJUSTED BEFORE CALIBRATION. THE BALANCE HAS NO ZERO TRACKING FUNCTION. REPEATABILITY WAS MEASURED BY USING 10 REPEATED MEASUREMENTS. LINEARITY WAS MEASURED COVERING 10 POINTS, EVENLY SPREAD OVER THE RANGE. THE INSTRUMENT WAS SET ZERO BEFORE PERFORMING THE LINEARITY TEST. OFF-CENTER LOADING WAS MEASURED BY USING STANDARD WEIGHTS PLACED ON THE PAN AND MOVED TO VARIOUS POSITIONS ON THE PAN.

2. REFERENCE STANDARD INSTRUMENTS :-

INSTRUMENT	MODEL	SERIAL No	CERTIFICATE No	DUE DATE
1) STANDARD WEIGHT SET	E2	QK-I-151	M2302013S	02-Feb-25
2) STANDARD WEIGHT	E2	15843	M2302014S	02-Feb-25

3. THIS RESULT WAS FOUND ACCURATE AS SHOWN ON DATE AND PLACE OF CALIBRATION ONLY.

4. THIS RESULT EXCLUDE LONG TERM STABILITY OF THE UNIT UNDER CALIBRATION.

5. THIS CERTIFICATE IS TRACEABLE TO THE INTERNATIONAL SYSTEM OF UNIT MAINTAINED AT:-

- NATIONAL INSTITUTE OF METROLOGY (THAILAND) THROUGH CENTRAL BUREAU OF WEIGHTS&MEASURES

RESULT OF CALIBRATION :- WITHOUT ADJUSTMENT

1. ZERO SETTING FUNCTION : NORMAL

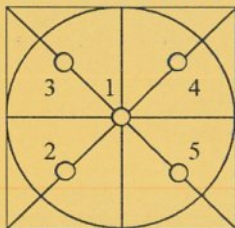
2. TARE FUNCTION : NORMAL

3. REPEATABILITY OF READING AT 200 g WAS 0 g

4. DEPARTURE FROM NOMINAL VALUE/ LINEARITY

NOMINAL VALUE (g)	BALANCE READING (g)	CORRECTION (g)	UNCERTAINTY (\pm g)
0.00	0.00000	0.00000	0.000039
0.02	0.02000	0.00000	0.000039
0.10	0.10000	0.00000	0.000039
0.20	0.20001	-0.00001	0.000040
0.50	0.50001	-0.00001	0.000040
1.00	1.00000	0.00000	0.000041
2.00	2.00003	-0.00003	0.000042
5.00	5.00001	-0.00001	0.000046
10.00	10.00003	-0.00003	0.000053
20.00	20.00005	-0.00005	0.000067
50.00	50.00001	-0.00001	0.00011
100.00	100.00001	-0.00001	0.00019
200.00	200.00001	-0.00001	0.00032

5. OFF CENTER LOADING ERROR



POINT	READING (g)
1	50.0000
2	50.0001
3	50.0000
4	50.0000
5	49.9999
OFF-CENTER LOADING	0.0001

NOTE: THIS CALIBRATION WAS CARRIED OUT AT THE CUSTOMER'S PLACE AT LABORATORY AREA

THE REPORTED UNCERTAINTY OF MEASUREMENT WAS BASED ON A STANDARD UNCERTAINTY MULTIPLIED BY A COVERAGE FACTOR $k=2$, PROVIDING A LEVEL OF CONFIDENCE APPROXIMATELY 95%.

END OF CALIBRATION REPORT



MAINTENANCE AND TEST CERTIFICATE MODEL

OPTIMA 5300DV

Customer : <u>S.P.S.Consulting Service Co.,Ltd</u>	Date Tested: <u>January 11, 2023</u>	
	Recommendation Recertification	
Address : <u>7 Soi Phaholyothin 24</u>	Period <u>6</u> Months	
<u>Paholyothin Road</u>	Recertification Due: <u>July 11, 2023</u>	
<u>Jompol Chatuchak, Bangkok 1090</u>	Date Last Certified: <u>July 11, 2022</u>	
User Name: <u>K.Phenpha Vipasthawatt</u>	Visit Number: <u>2 of 2</u>	
Phone: <u>083-9269252</u>	PerkinElmer Phone: <u>02-719-6420 ext 206</u>	
Fax: <u>02-513-4221</u>	PerkinElmer Fax: <u>02-318-5597</u>	

CONFIGURATION TESTED		ACCESSORIES/COMPONENT NOT INCLUDED
MODEL	SERIAL NUMBER	
<u>OPTIMA 5300DV</u>	<u>077C7042401</u>	
TESTED EQUIPMENT	CALIBRATION NUMBER	EXPIRATION
<u>IPV Methods</u>		
TEST STANDARD USED	PART NUMBER	EXPIRATION DATE
<u>Multielement Standard</u>	<u>N069-1579</u>	<u>May 30, 2023</u>
<u>Wavecal Solution</u>	<u>N058-2152</u>	<u>February 28, 2023</u>
<u>VIS Wavecal solution</u>	<u>N930-2946</u>	<u>August 30, 2023</u>
<u>Instrument Cal. STD4</u>	<u>N930-0221</u>	<u>November 30, 2023</u>
CUSTOMER SUPPLIED	COMMENTS	CUSTOMER INITIALS
<u>2 % HNO3</u>		
<u>10 % HNO3</u>		



MAINTENANCE AND TEST CERTIFICATE MODEL

OPTIMA 5300DV

SERIAL NUMBER 077C7042401
DATE TESTED January 11, 2023
1. MECHANICAL CHECKS

A. Inspect and clean all fans and filters.

☐ OK

B. Inspect and replace as necessary, all torch components including the RF coil.

☐ OK

C. Inspect all tubing for sign of clacking or leaking.

☐ OK

D. Adjust water and gas pressure regulator settings.

☐ OK

E. Inspect and leak check pneumatics drawers.

☐ OK

F. Clean the exterior of the instrument.

☐ OK

2. OPTICAL CHECKS

A. Inspect and clean all optical components.

☐ OK

B. As required, check and replace all purgefilters.

☐ OK

C. Recheck optical alignment.

☐ OK

3. COOLING SYSTEM CHECKS

A. Perform preventive maintenance on chiller.

☐ OK

B. Flush out the chiller every year.

☐ N/A

4. PERFORMANCE CHECKS

A. Torch View Alignment.

☐ OK

B. Wavelength Calibration.

☐ OK



MAINTENANCE AND TEST CERTIFICATE MODEL

OPTIMA 5300DV

SERIAL NUMBER : 077C7042401
DATE TESTED : January 11, 2023

PARAMETER		SPECIFICATION		FINAL VALUE	
Spectral Resolution : UV	As 193.696 nm	≤ 0.007		<u>0.00504</u>	
	Ni 231.604 nm	≤ 0.008		<u>0.00646</u>	
	Ni 341.476 nm	≤ 0.012		<u>0.00768</u>	
Spectral Resolution : VIS	La 408.672 nm	≤ 0.020		<u>0.01597</u>	
	Ba 455.403 nm	≤ 0.025		<u>0.02185</u>	
Precision					
	As 193.656 nm	% RSD	< 1.0	<u>0.89</u>	%
	Zn 213.856 nm	% RSD	< 1.0	<u>0.77</u>	%
	Mn 257.610 nm	% RSD	< 1.0	<u>0.51</u>	%
	La 379.478 nm	% RSD	< 1.0	<u>0.44</u>	%
	Ba 455.403 nm	% RSD	< 1.0	<u>0.44</u>	%
	Ba 493.408 nm	% RSD	< 1.0	<u>0.46</u>	%
Detection Limits : Axial	Tl 190.080 nm	3(sd)		<u>4.04</u>	ppb
	As 193.696 nm	3(sd)		<u>3.58</u>	ppb
	Pb 220.353 nm	3(sd)		<u>1.90</u>	ppb
Detection Limits : Radial	As 193.696 nm	3(sd)		<u>47.72</u>	ppb
	Zn 213.856 nm	3(sd)		<u>1.02</u>	ppb
	Mn 257.610 nm	3(sd)		<u>0.68</u>	ppb
	La 379.478 nm	3(sd)		<u>1.43</u>	ppb
	Ba 455.403 nm	3(sd)		<u>0.10</u>	ppb
	Ba 493.408 nm	3(sd)		<u>0.36</u>	ppb
BEC : Axial (IB X 500)/(IS-IB)	Cd 226.502 nm	≤ 150 ppb		<u>58.36</u>	
BEC : Radial (IB X 1000)/(IS-IB)	Mn 257.610 nm	≤ 45 ppb		<u>104142.80</u>	



MAINTENANCE AND TEST CERTIFICATE MODEL

OPTIMA 5300DV

SERIAL NUMBER 077C7042401**DATE TESTED** January 11, 2023**Remarks :**

Commissioning follow as commissioning performance sheets.

This is to certify that the above tests have been performed and the configuration tested

☒

meets

☐


does not meet

the PerkinElmer Specifications listed on this certificate.

This certificate does not modify PerkinElmer's standard terms and condition of sale,
including warranty terms.

Serv**Authorized Representative:**

(





Certificate of Calibration

Aquion : Anion (ID#894)

This certificate is to verify that instrument below are calibrated
by Archemica Lab Co.,Ltd.

AQUION S/N : 190840059

AS-DV S/N : 190915235

for

S.P.S. Consulting Service Co., Ltd.

Operated on 5, 2022

(Mr. Channarong Khiao-Un)

Test Engineer

ภาคผนวกที่ 4-4
ระดับเสียงในบรรยากาศ

THAILAND INSTITUTE OF SCIENTIFIC AND TECHNOLOGICAL RESEARCH (TISTR)

Request No. 21-65/0455

MTC No. EEL. BP. 41/0465

CALIBRATION CERTIFICATE

Submitted by : S.P.S. Consulting Service Co.,Ltd.

Address : 7 Soi Phaholyothin 24, Phaholyothin Road, Jompol, Chatuchak, Bangkok 10900.

Calibrated at : Electrical and Electronic Standards Laboratory, Industrial Metrology and Testing Service Centre.
: Soi 1C, Bangpoo Industrial Estate, Sukhumvit Rd., Muang, Samutprakan 10280.

Instrument Calibrated :

Description : Sound Calibrator

Manufacturer : ACO

Model : 2127

Serial No. : 130006

Ambient Environment

Temperature : $(23 \pm 3) ^\circ\text{C}$

Relative Humidity : $(50 \pm 15) \%$

Ambient Pressure : $(101.325 \pm 1.500) \text{ kPa}$

Standards used : 1. Digital Function Synthesizer NF Electronic DF-193A S/N 122037.

2. Measuring Amplifier Bruel&Kjaer 2636 S/N 1537484.

3. Programmable Attenuator Tamagawa TPA-303A S/N OF 2214.

4. Digital Multimeter Agilent 34401A S/N MY44005560.

5. Pressure Transmitter Vaisala PTB202AD S/N T0650001.

6. Audio Analyzer Keithley 2015-P S/N 4106495.

7. Condenser Microphone Bruel&Kjaer 4180 S/N 2889871.

Calibration Procedure: CP-102-04 based on IEC 60942-2003. The sound pressure level of instrument was measured by standard microphone using an insert voltage technique.

This instrument has been calibrated against standards maintained at Electrical and Electronic Standards Laboratory (EEL), which are traceable to the International System of Units through the National Institute of Metrology (Thailand).

The information on actual reading is attached herewith and the uncertainty limits quoted refer to the measured values only.

Date of Receipt : 22 Apr. 2022

Date of Calibration : 28 Apr. 2022

The results relate only to the items tested/calibrated and
Advertising the Report/Certificate and publicity of the results except in full are prohibited unless

FM.BL.MTC.002 Rev.4

Head Office
35 Mu 3 Tambon Khlong Ha, Amphoe Khlong Luang,
Changwat Pathumthani 12120, Thailand
Tel. (66) 0 2577 9000
Fax. (66) 0 2577 9009
E-mail : rumpai@tistr.or.th Website:www.tistr.or.th

Office/Laboratory
Soi 1C, Bangpoo Industrial Estate, Sukhumvit Road,
Amphoe Muang, Changwat Samutprakan 10280, Thailand
Tel. (66) 0 2323 1672-80 ext. 115, 116
Fax. (66) 0 2323 9165
E-mail : mtc@tistr.or.th

Office
196 Phahonyothin Road, Chatuchak, Bangkok 10900,
Thailand
Tel. (66) 0 2579 1121-30 ext. 5219, 5225, 5217
Fax. (66) 0 2579 8592
E-mail : sumalee@tistr.or.th

THAILAND INSTITUTE OF SCIENTIFIC AND TECHNOLOGICAL RESEARCH (TISTR)

Request No. 21-65/0455

MTC No. EEL. BP. 41/0465

The reported expanded uncertainty is based upon a standard uncertainty multiplied by a coverage factor $k = 2$, providing a level of confidence of approximately 95%.

Nominal Output of Unit Under Test = 94 dB re 20 μ Pa at 1000 Hz

Acoustic Output in dB re 20 μ Pa, Corrected to Reference Conditions: 101.325 kPa, 23.0 °C and 50 %RH.

1. Sound Pressure Level

Standard Microphone Type	Measured Sound Pressure Level (dB)	Deviated value (dB)	Uncertainty (dB)	Tolerance limit IEC60942:2003 Class 1
1/2 inch Bruel&Kjaer 4180	93.93	-0.07	± 0.10	± 0.40 dB

2. Frequency


Standard Microphone Type	Measured Frequency (Hz)	Deviated value (Hz)	Uncertainty (Hz)	Tolerance limit IEC60942:2003 Class 1
1/2 inch Bruel&Kjaer 4180	999.9	-0.1	± 1.5	$\pm 1.0\%$

3. Total Distortion

Standard Microphone Type	Measured Total Distortion (%)	Uncertainty (%)	Tolerance limit IEC60942:2003 Class 1
1/2 inch Bruel&Kjaer 4180	1.44	± 0.50	$\pm 3.0\%$

- Note :
1. No adjustment.
 2. The calibrator pressure correction was not included.
 3. The microphone volume correction was not included.

Calibrated by



Date of Calibration : 28 Apr. 2022

Date of Issue : 28 Apr. 2022

Electrical and Electronic Standards Laboratory
Industrial Metrology and Testing Service Centre

Ref : 2011265042601787001

2 / 2

End of Certificate

The results relate only to the items tested/calibrated or value assigned.

Advertising the Report/Certificate and publicity of the results except in full are prohibited unless written permission is obtained from the governor of TISTR.

FM.BL.MTC.002 Rev.4

Head Office
35 Mu 3 Tambon Khlong Ha, Amphoe Khlong Luang,
Changwat Pathumthani 12120, Thailand
Tel. (66) 0 2577 9000
Fax. (66) 0 2577 9009
E-mail : rumpai@tistr.or.th Website:www.tistr.or.th

Office/Laboratory
Soi 1C, Bangpoo Industrial Estate, Sukhumvit Road,
Amphoe Muang, Changwat Samutprakan 10280, Thailand
Tel. (66) 0 2323 1672-80 ext. 115, 116
Fax. (66) 0 2323 9165
E-mail : mtc@tistr.or.th

Office
196 Phahonyothin Road, Chatuchak, Bangkok 10900,
Thailand
Tel. (66) 0 2579 1121-30 ext. 5219, 5225, 5217
Fax. (66) 0 2579 8592
E-mail : sumalee@tistr.or.th



บริษัท เอส.พี.เอส. คอนซัลติ้ง เซอร์วิส จำกัด

S.P.S. CONSULTING SERVICE CO., LTD.

7 ซอยพหลโยธิน 24 ถนนพหลโยธิน แขวงจอมพล เขตจตุจักร กรุงเทพฯ 10900

7 Soi Phaholyothin 24, Phaholyothin Rd., Jompol, Chatuchak, Bangkok 10900

Tel : (662) 939-4370-72, Fax : (662) 513-4221, E-mail : sale@spscon.com, www.spscon.com

Noise R_109/23

Sound Level Meter Calibration Report


Acoustic Calibrator Data

Brand	ACO	Number	AC 03/56
Model	2127	Serial No.	130006
Calibration Range	94 dB, 1000 Hz	Last Calibration	28 April 2022
		Due Date	28 April 2023

Calibration Data

Sound Level Meter Data				Calibration Data		
SLM No.	Brand	Model	Serial No.	Date	Actual Reading [dB]	
					Before Adjustment	After Adjustment
ACO-R25	ACO	6236	00192037	06 March 2023	94.1	94.0
ACO-R33	ACO	6236	00192045	06 March 2023	94.1	94.0
ACO-R34	ACO	6236	00192046	06 March 2023	94.0	94.0
ACO-R37	ACO	6236	00192049	06 March 2023	94.0	94.0
Acoustic Certified Value : Thailand Institute of Scientific and Technological Research (TISTR)					93.93 ± 0.10 dB	

Calibrated by :





บริษัท เอส.พี.เอส. คอนซัลติ้ง เซอร์วิส จำกัด
S.P.S. CONSULTING SERVICE CO., LTD.
7 ซอยพหลโยธิน 24 ถนนพหลโยธิน แขวงจอมพล เขตจตุจักร กรุงเทพฯ 10900
7 Soi Phaholyothin 24, Phaholyothin Rd., Jompol, Chatuchak, Bangkok 10900
Tel : (662) 939-4370-72, Fax : (662) 513-4221, E-mail : sale@spscon.com, www.spscon.com

Noise R_109/23-1

Sound Level Meter Calibration Report


Acoustic Calibrator Data

Brand	CIRRUS	Number	AC-CR01/63
Model	CR515	Serial No.	92002
Calibration Range	94 dB, 1000 Hz	Last Calibration	19 March 2022
		Due Date	19 March 2023

Calibration Data

Sound Level Meter Data				Calibration Data		
SLM No.	Brand	Model	Serial No.	Date	Actual Reading [dB]	
					Before Adjustment	After Adjustment
CR-B10	Cirrus	CR161B	G301407	06 March 2023	94.0	94.0
Acoustic Certified Value : Thailand Institute of Scientific and Technological Research (TISTR)					93.99 ± 0.10 dB	

Calibrated by :



ภาคผนวกที่ 4-5
ระดับเสียงในสถานประกอบการ

THAILAND INSTITUTE OF SCIENTIFIC AND TECHNOLOGICAL RESEARCH (TISTR)

Request No. 21-65/0455

MTC No. EEL. BP. 41/0465

CALIBRATION CERTIFICATE

Submitted by : S.P.S. Consulting Service Co.,Ltd.

Address : 7 Soi Phaholyothin 24, Phaholyothin Road, Jompol, Chatuchak, Bangkok 10900.

Calibrated at : Electrical and Electronic Standards Laboratory, Industrial Metrology and Testing Service Centre.
: Soi 1C, Bangpoo Industrial Estate, Sukhumvit Rd., Muang, Samutprakan 10280.

Instrument Calibrated :

Description : Sound Calibrator

Manufacturer : ACO

Model : 2127

Serial No. : 130006

Ambient Environment

Temperature : $(23 \pm 3) ^\circ\text{C}$

Relative Humidity : $(50 \pm 15) \%$

Ambient Pressure : $(101.325 \pm 1.500) \text{ kPa}$

Standards used : 1. Digital Function Synthesizer NF Electronic DF-193A S/N 122037.

2. Measuring Amplifier Bruel&Kjaer 2636 S/N 1537484.

3. Programmable Attenuator Tamagawa TPA-303A S/N OF 2214.

4. Digital Multimeter Agilent 34401A S/N MY44005560.

5. Pressure Transmitter Vaisala PTB202AD S/N T0650001.

6. Audio Analyzer Keithley 2015-P S/N 4106495.

7. Condenser Microphone Bruel&Kjaer 4180 S/N 2889871.

Calibration Procedure: CP-102-04 based on IEC 60942-2003. The sound pressure level of instrument was measured by standard microphone using an insert voltage technique.

This instrument has been calibrated against standards maintained at Electrical and Electronic Standards Laboratory (EEL), which are traceable to the International System of Units through the National Institute of Metrology (Thailand).

The information on actual reading is attached herewith and the uncertainty limits quoted refer to the measured values only.

Date of Receipt : 22 Apr. 2022

Date of Calibration : 28 Apr. 2022

The results relate only to the items tested/calibrated
Advertising the Report/Certificate and publicity of the results except in full are prohibited unless

FM.BL.MTC.002 Rev.4

Head Office
35 Mu 3 Tambon Khlong Ha, Amphoe Khlong Luang,
Changwat Pathumthani 12120, Thailand
Tel. (66) 0 2577 9000
Fax. (66) 0 2577 9009
E-mail : rumpai@tistr.or.th Website:www.tistr.or.th

Office/Laboratory
Soi 1C, Bangpoo Industrial Estate, Sukhumvit Road,
Amphoe Muang, Changwat Samutprakan 10280, Thailand
Tel. (66) 0 2323 1672-80 ext. 115, 116
Fax. (66) 0 2323 9165
E-mail : mtc@tistr.or.th

Office
196 Phahonyothin Road, Chatuchak, Bangkok 10900,
Thailand
Tel. (66) 0 2579 1121-30 ext. 5219, 5225, 5217
Fax. (66) 0 2579 8592
E-mail : sumalee@tistr.or.th

THAILAND INSTITUTE OF SCIENTIFIC AND TECHNOLOGICAL RESEARCH (TISTR)

Request No. 21-65/0455

MTC No. EEL. BP. 41/0465

The reported expanded uncertainty is based upon a standard uncertainty multiplied by a coverage factor $k = 2$, providing a level of confidence of approximately 95%.

Nominal Output of Unit Under Test = 94 dB re 20 μ Pa at 1000 Hz

Acoustic Output in dB re 20 μ Pa, Corrected to Reference Conditions: 101.325 kPa, 23.0 °C and 50 %RH.

1. Sound Pressure Level

Standard Microphone Type	Measured Sound Pressure Level (dB)	Deviated value (dB)	Uncertainty (dB)	Tolerance limit IEC60942:2003 Class 1
1/2 inch Bruel&Kjaer 4180	93.93	-0.07	± 0.10	± 0.40 dB

2. Frequency

Standard Microphone Type	Measured Frequency (Hz)	Deviated value (Hz)	Uncertainty (Hz)	Tolerance limit IEC60942:2003 Class 1
1/2 inch Bruel&Kjaer 4180	999.9	-0.1	± 1.5	$\pm 1.0\%$

3. Total Distortion

Standard Microphone Type	Measured Total Distortion (%)	Uncertainty (%)	Tolerance limit IEC60942:2003 Class 1
1/2 inch Bruel&Kjaer 4180	1.44	± 0.50	$\pm 3.0\%$

- Note :
1. No adjustment.
 2. The calibrator pressure correction was not included.
 3. The microphone volume correction was not included.

Calibrated by :

Approved by :



Date of Calibration : 28 Apr. 2022

Industrial Metrology and Testing Service Centre

Date of Issue : 28 Apr. 2022

Ref : 2011265042601787001

2 / 2

End of Certificate

The results relate only to the items tested/calibrated or value assigned.

Advertising the Report/Certificate and publicity of the results except in full are prohibited unless written permission is obtained from the governor of TISTR.

FM.BL.MTC.002 Rev.4

Head Office
35 Mu 3 Tambon Khlong Ha, Amphoe Khlong Luang,
Changwat Pathumthani 12120, Thailand
Tel. (66) 0 2577 9000
Fax. (66) 0 2577 9009
E-mail : rumpai@tistr.or.th Website:www.tistr.or.th

Office/Laboratory
Soi 1C, Bangpoo Industrial Estate, Sukhumvit Road,
Amphoe Muang, Changwat Samutprakan 10280, Thailand
Tel. (66) 0 2323 1672-80 ext. 115, 116
Fax. (66) 0 2323 9165
E-mail : mtc@tistr.or.th

Office
196 Phahonyothin Road, Chatuchak, Bangkok 10900,
Thailand
Tel. (66) 0 2579 1121-30 ext. 5219, 5225, 5217
Fax. (66) 0 2579 8592
E-mail : sumalee@tistr.or.th



บริษัท เอส.พี.เอส. คอนซัลติ้ง เซอร์วิส จำกัด
S.P.S. CONSULTING SERVICE CO., LTD.
7 ซอยพหลโยธิน 24 ถนนพหลโยธิน แขวงจอมพล เขตจตุจักร กรุงเทพฯ 10900
Tel : (662) 939-4370-72, Fax : (662) 513-4221, E-mail : sale@spscon.com, www.spscon.com

Noise R_112/23

Sound Level Meter Calibration Report


Acoustic Calibrator Data

Brand	ACO	Number	AC 03/56
Model	2127	Serial No.	130006
Calibration Range	94 dB, 1000 Hz	Last Calibration	28 April 2022
		Due Date	28 April 2023

Calibration Data

Sound Level Meter Data				Calibration Data		
SLM No.	Brand	Model	Serial No.	Date	Actual Reading [dB]	
					Before Adjustment	After Adjustment
ACO-R40	ACO	6236	00192052	09 March 2023	94.0	94.0
ACO-R41	ACO	6236	00192053	09 March 2023	94.1	94.0
ACO-R50	ACO	6236	00192062	09 March 2023	94.1	94.0
ACO-R51	ACO	6236	00192063	09 March 2023	94.0	94.0
ACO-R52	ACO	6236	00192064	09 March 2023	94.0	94.0
NL 21-B01	RION	NL-21	00554245	09 March 2023	94.0	94.0
Acoustic Certified Value : Thailand Institute of Scientific and Technological Research (TISTR)					93.93 \pm 0.10 dB	

Calibrated by :





Noise R_136/23

Sound Level Meter Calibration Report


Acoustic Calibrator Data

Brand	ACO	Number	AC 03/56
Model	2127	Serial No.	130006
Calibration Range	94 dB, 1000 Hz	Last Calibration	28 April 2022
		Due Date	28 April 2023

Calibration Data

Sound Level Meter Data				Calibration Data		
SLM No.	Brand	Model	Serial No.	Date	Actual Reading [dB]	
					Before Adjustment	After Adjustment
ACO-R29	ACO	6236	00192041	23 March 2023	94.0	94.0
ACO-R31	ACO	6236	00192043	23 March 2023	94.1	94.0
Acoustic Certified Value : Thailand Institute of Scientific and Technological Research (TISTR)					93.93 ± 0.10 dB	

Calibrated by :





THAILAND INSTITUTE OF SCIENTIFIC AND TECHNOLOGICAL RESEARCH (TISTR)

Request No. 21-64/0841

MTC No. EEL. BP. 46/0964

CALIBRATION CERTIFICATE

Submitted by : S.P.S CONSULTING SERVICE CO.,LTD.

Address : 7 Soi Phaholyothin 24, Phaholyothin Road, Jompol, Chatuchak, Bangkok 10900.

Calibrated at : Electrical and Electronic Standards Laboratory, Industrial Metrology and Testing Service Centre.
: Soi 1C, Bangpoo Industrial Estate, Sukhumvit Rd., Muang, Samutprakan 10280.

Instrument Calibrated :

Description : Acoustic Calibrator

Manufacturer : SVANTEK

Model : SV34

Serial No. : 33139

Ambient Environment

Temperature : $(23 \pm 3) ^\circ\text{C}$

Relative Humidity : $(50 \pm 15) \%$

Ambient Pressure : $(101.325 \pm 1.500) \text{ kPa}$

Standards used : 1. Digital Function Synthesizer NF Electronic DF-193A S/N 122037.
2. Measuring Amplifier Bruel&Kjaer 2636 S/N 1537484.
3. Programmable Attenuator Tamagawa TPA-303A S/N OF 2214.
4. Digital Multimeter Agilent 34401A S/N MY44005560.
5. Pressure Transmitter Vaisala PTB202AD S/N T0650001.
6. Audio Analyzer Panasonic VP-7722A S/N 041477D122.
7. Condenser Microphone B&K 4180 S/N 2889871.

Calibration Procedure: CP-102-04 based on IEC 60942-2003; The sound pressure level generated by sound calibrator under test shall be measured by standard microphone using an insert voltage technique.

This instrument has been calibrated against standards maintained at Electrical and Electronic Standards Laboratory (EEL), which are traceable to the International System of Units through the National Institute of Metrology (Thailand).

The information on actual reading is attached herewith and the uncertainty limits quoted refer to the measured values only.

Date of Receipt : 14 Sep. 2021

Date of Calibration : 17 Sep. 2021

The results relate only to the items tested or calibrated.

Advertising the Report/Certificate and publicity of the results except in full are prohibited unless written permission is obtained from the governor of TISTR.

Head Office

35 Mu 3 Tambon Khlong Ha, Amphoe Khlong Luang,
Changwat Pathumthani 12120, Thailand
Tel. (66) 0 2577 9000
Fax. (66) 0 2577 9009
E-mail : rumpai@tistr.or.th Website:www.tistr.or.th

Office/Laboratory

Soi 1C, Bangpoo Industrial Estate, Sukhumvit Road,
Amphoe Muang, Changwat Samutprakan 10280, Thailand
Tel. (66) 0 2323 1672-80 ext. 115, 116
Fax. (66) 0 2323 9165
E-mail : mtc@tistr.or.th

Office

196 Phahonyothin Road, Chatuchak, Bangkok 10900,
Thailand
Tel. (66) 0 2579 1121-30 ext. 5219, 5225, 5217
Fax. (66) 0 2579 8592
E-mail : sumalee@tistr.or.th

FM.BL.MTC.002 Rev.3

THAILAND INSTITUTE OF SCIENTIFIC AND TECHNOLOGICAL RESEARCH (TISTR)

Request No. 21-64/0841

MTC No. EEL. BP. 46/0964

The reported expanded uncertainty is based upon a standard uncertainty multiplied by a coverage factor $k = 2$, providing a level of confidence of approximately 95%.

Nominal Output of Unit Under Test = 114 dB re 20 μ Pa at 1000 Hz

Acoustic Output in dB re 20 μ Pa, Corrected to Reference Conditions: 101.325 kPa, 23.0 °C and 50 %RH.

1. Sound Pressure Level

Standard Microphone Type	Measured Sound Pressure Level (dB)	Deviated value (dB)	Uncertainty (dB)	Tolerance limit IEC60942:2003 Class 2
1/2 inch Bruel&Kjaer 4180	113.67	-0.33	± 0.10	± 0.75 dB

2. Frequency


Standard Microphone Type	Measured Frequency (Hz)	Deviated value (Hz)	Uncertainty (Hz)	Tolerance limit IEC60942:2003 Class 2
1/2 inch Bruel&Kjaer 4180	1000.0	0.0	± 1.5	$\pm 2.0\%$

3. Total Distortion

Standard Microphone Type	Measured Total Distortion (%)	Uncertainty (%)	Tolerance limit IEC60942:2003 Class 2
1/2 inch Bruel&Kjaer 4180	0.24	± 0.50	$\pm 4.0\%$

- Note : 1. No adjustment.
2. The calibrator pressure correction was not included.
3. The microphone volume correction was not included.

Calibrated by :



Electrical and Electronic Standards Laboratory

Industrial Metrology and Testing Service Centre

Date of Calibration : 17 Sep. 2021

Date of Issue : 20 Sep. 2021

Ref : 2011264091403811002

End of Certificate

2 / 2

The results relate only to the items tested or calibrated.

Advertising the Report/Certificate and publicity of the results except in full are prohibited unless written permission is obtained from the governor of TISTR.

FM.BL.MTC.002 Rev.3

Head Office
35 Mu 3 Tambon Khlong Ha, Amphoe Khlong Luang,
Changwat Pathumthani 12120, Thailand
Tel. (66) 0 2577 9000
Fax. (66) 0 2577 9009
E-mail : rumpai@tistr.or.th Website:www.tistr.or.th

Office/Laboratory
Soi 1C, Bangpoo Industrial Estate, Sukhumvit Road,
Amphoe Muang, Changwat Samutprakan 10280, Thailand
Tel. (66) 0 2323 1672-80 ext. 115, 116
Fax. (66) 0 2323 9165
E-mail : mtc@tistr.or.th

Office
196 Phahonyothin Road, Chatuchak, Bangkok 10900,
Thailand
Tel. (66) 0 2579 1121-30 ext. 5219, 5225, 5217
Fax. (66) 0 2579 8592
E-mail : sumalee@tistr.or.th



บริษัท เอส.พี.เอส. คอนซัลติ้ง เซอร์วิส จำกัด
S.P.S. CONSULTING SERVICE CO., LTD.
7 ซอยพหลโยธิน 24 ถนนพหลโยธิน แขวงจอมพล เขตจตุจักร กรุงเทพฯ 10900
7 Soi Phaholyothin 24, Phaholyothin Rd., Jompol, Chatuchak, Bangkok 10900
Tel : (662) 939-4370-72, Fax : (662) 513-4221, E-mail : sale@spscon.com., www.spscon.com

Noise Dose R_113/23

Noise Dose Meter Calibration Report

Acoustic Calibrator Data

Brand	SVANTEK	Number	SV 06/62
Model	SV34	Serial No.	33139
Calibration Range	114 dB, 1000 Hz	Last Calibration	19 September 2022
		Due Date	19 September 2023


Calibration Data

Sound Level Meter Data

Calibration Data

SLM No.	Brand	Model	Serial No.	Date	Actual Reading [dB]	
					Before Adjustment	After Adjustment
NMD-R02	SVANTEK	SV-104IS	60152	09 March 2023	113.6	113.6
NMD-R03	SVANTEK	SV-104IS	60153	09 March 2023	113.5	113.6
NMD-R05	SVANTEK	SV-104IS	60155	09 March 2023	113.6	113.6
NMD-R06	SVANTEK	SV-104IS	60146	09 March 2023	113.5	113.6
NMD-R13	SVANTEK	SV-104IS	63438	09 March 2023	113.6	113.6
Acoustic Certified Value : Thailand Institute of Scientific and Technological Research (TISTR)					113.63± 0.10 dB	

Calibrated by :





บริษัท เอส.พี.เอส. คอนซัลติ้ง เซอร์วิส จำกัด
S.P.S. CONSULTING SERVICE CO., LTD.
7 ซอยพหลโยธิน 24 ถนนพหลโยธิน แขวงจอมพล เขตจตุจักร กรุงเทพฯ 10900
7 Soi Phaholyothin 24, Phaholyothin Rd., Jompol, Chatuchak, Bangkok 10900
Tel : (662) 939-4370-72, Fax : (662) 513-4221, E-mail : sale@spscon.com., www.spscon.com

Noise Dose R_137/23

Noise Dose Meter Calibration Report


Acoustic Calibrator Data

Brand	SVANTEK	Number	SV 06/62
Model	SV34	Serial No.	33139
Calibration Range	114 dB, 1000 Hz	Last Calibration	19 September 2022
		Due Date	19 September 2023

Calibration Data

Sound Level Meter Data				Calibration Data		
SLM No.	Brand	Model	Serial No.	Date	Actual Reading [dB]	
					Before Adjustment	After Adjustment
NMD-R22	SVANTEK	SV-104IS	80801	23 March 2023	113.5	113.6
NMD-R34	SVANTEK	SV-104IS	80872	23 March 2023	113.6	113.6
Acoustic Certified Value : Thailand Institute of Scientific and Technological Research (TISTR)					113.63± 0.10 dB	

Calibrated by :



ภาคผนวกที่ 4-6
คุณภาพน้ำทิ้ง

**QUALITY CALIBRATION CO.,LTD.**

235 Petchkasem 63/2 Road, Laksong, Bangkae, Bangkok 10160

Tel (662) 421-5402, (662) 444-0152-3, Fax (662) 809-4584



CERTIFICATE No : 22E9693

REFERENCE No : 66476-1

PAGE : 1 OF 3

Certificate of Calibration

EQUIPMENT : pH METER

MANUFACTURER : HANNA

MODEL : HI 3512

SERIAL No : TH118035

ID No : pH 04/56


CONDITION AS RECEIVED : USED ITEM

SUBMITTED BY : S.P.S. CONSULTING SERVICE CO., LTD.
7 SOI PHAHOLYOTHIN 24, PHAHOLYOTHIN RD.,
JOMPOL, CHATUCHAK, BANGKOK 10900

CALIBRATED BY : ATSAWIN Y.

CALIBRATION DATE : 15-Sep-22

APPROVED BY :



ISSUED DATE : 15-Sep-22

RECEIVED DATE : 14-Sep-22

THIS CERTIFICATE MAY NOT BE REPRODUCED OTHER THAN IN FULL EXCEPT WITH THE PRIOR WRITTEN APPROVAL OF
QUALITY CALIBRATION CO., LTD.

**QUALITY CALIBRATION CO.,LTD.**

235 Petchkasem 63/2 Road, Laksong, Bangkai, Bangkok 10160

Tel (662) 421-5402, (662) 444-0152-3, Fax (662) 809-4584

CERTIFICATE No : 22E9693

PAGE : 2 OF 3

Calibration Report

EQUIPMENT : pH METER
MANUFACTURER : HANNA
ID No : pH 04/56
RECEIVED DATE : 14-Sep-22
AMBIENT TEMPERATURE : 20 ° C ± 1 ° C

MODEL : HI 3512
SERIAL NUMBER : TH118035
CALIBRATION DATE : 15-Sep-22
RELATIVE HUMIDITY : 50 % RH ± 10% RH

CONDITION OF THIS RESULTS OF CALIBRATION

1. THIS INSTRUMENT WAS CALIBRATED BY DIRECT MEASUREMENT METHOD BASED ON WI-TQ-062 AND WI-TQ-063. THE DISPLAY UNIT WAS TESTED BY GENERATING STANDARD VOLTAGE TO THE UNIT AND READ THE VALUE COMPARED WITH CALCULATED VALUE. THE DISPLAY AND ELECTRODE WAS CALIBRATED BY USING STANDARD pH BUFFER
2. REFERENCE STANDARD INSTRUMENTS :-

<u>INSTRUMENT</u>	<u>MODEL</u>	<u>SERIAL No/ LOT No</u>	<u>CERTIFICATE No</u>	<u>DUE DATE</u>
1) pH STANDARD SOLUTION	00651-06	CC719181	4880-12119147	05-Apr-23
2) pH STANDARD SOLUTION	00651-08	CC718727	4881-12110709	31-Mar-23
3) pH STANDARD SOLUTION	00651-10	CC717045	4882-12065386	17-Mar-23
4) PROCESS CALIBRATOR	CA150	91S6079	22E1145	31-Mar-23
5) BATH	260014	1247 48074	22T9870	13-Sep-23
6) THERMOMETER WITH PROBE	421504	55000379	22T9904	13-Sep-23

3. THIS RESULT WAS FOUND ACCURATE AS SHOWN ON DATE AND PLACE OF CALIBRATION ONLY.
4. THIS RESULT EXCLUDE LONG TERM STABILITY OF THE UNIT UNDER CALIBRATION.
5. THIS CERTIFICATE IS TRACEABLE TO SI UNIT MAINTAINED AT :-
 - NATIONAL INSTITUTE OF STANDARD AND TECHNOLOGY, USA.
 - NATIONAL INSTITUTE OF METROLOGY (THAILAND)

RESULT OF CALIBRATION : ADJUSTMENT

1. DISPLAY UNIT ONLY

SLOPE FACTOR $k = 2.303 RT/F = 59 \text{ mV/pH}$

mV APPLIED	UUC READING (mV)	CORRECTION (mV)	UUC READING (pH)	UNCERTAINTY OF MEASUREMENT (± mV)	COVERAGE FACTOR k
414.11	414.8	-0.69	-0.171	0.14	2.0
354.95	355.6	-0.65	0.860	0.14	2.0
295.80	296.4	-0.60	1.892	0.14	2.0
236.64	237.2	-0.56	2.922	0.14	2.0
177.48	178.0	-0.52	3.954	0.14	2.0
118.32	118.8	-0.48	4.985	0.14	2.0
59.16	59.7	-0.54	6.016	0.14	2.0
0.00	0.5	-0.50	7.049	0.14	2.0
-59.16	-58.8	-0.36	8.136	0.14	2.0
-118.32	-117.9	-0.42	9.223	0.14	2.0
-177.48	-177.1	-0.38	10.311	0.14	2.0
-236.64	-236.3	-0.34	11.399	0.14	2.0
-295.80	-295.5	-0.30	12.487	0.14	2.0
-354.95	-354.7	-0.25	13.575	0.14	2.0
-414.11	-413.9	-0.21	14.662	0.14	2.0

END OF CALIBRATION REPORT PAGE

**QUALITY CALIBRATION CO.,LTD.**

235 Petchkasem 63/2 Road, Laksong, Bangkae, Bangkok 10160

Tel (662) 421-5402, (662) 444-0152-3, Fax (662) 809-4584

CERTIFICATE No : 22E9693

PAGE : 3 OF 3

Calibration Report**RESULT OF CALIBRATION (CONTINUE) :****2. DISPLAY UNIT WITH pH ELECTRODE S/N: 09081C6M**

STANDARD pH BUFFER SOLUTION (pH)	UUC READING (pH)	CORRECTION (pH)	VALUE BEFORE ADJUSTMENT	UNCERTAINTY OF MEASUREMENT (± pH)	COVERAGE FACTOR k
4.007	4.007	0.000	3.996	0.012	2.0
7.004	7.006	-0.002	6.944	0.012	2.0
10.016	10.012	0.004	10.194	0.014	2.0

3. DISPLAY UNIT WITH TEMPERATURE

STANDARD READING (°C)	UUC READING (°C)	CORRECTION (°C)	VALUE BEFORE ADJUSTMENT	UNCERTAINTY OF MEASUREMENT (± °C)	COVERAGE FACTOR k
25.003	25.0	0.003	---	0.0085	2.0

4. PERCENT SLOPE 100%

UUC : UNIT UNDER CALIBRATION

THE REPORTED UNCERTAINTY OF MEASUREMENT WAS BASED ON A STANDARD UNCERTAINTY MULTIPLIED BY A COVERAGE FACTOR k, PROVIDING A LEVEL OF CONFIDENCE APPROXIMATELY 95%.

END OF CALIBRATION REPORT



CERTIFICATE No : 22M2569

REFERENCE No : 64386-3

PAGE : 1 OF 2

Certificate of Calibration

EQUIPMENT : DIGITAL BALANCE

MANUFACTURER : SARTORIUS

MODEL : BSA224S-CW

SERIAL No : 36591843

ID No : BA 09/61

CONDITION AS RECEIVED : USED ITEM

SUBMITTED BY : S.P.S. CONSULTING SERVICE CO., LTD.
7 SOI PHAHOLYOTHIN 24, PHAHOLYOTHIN RD.,
JOMPOL, CHATUCHAK, BANGKOK 10900

CALIBRATED BY : TETNITHI W.

CALIBRATION DATE : 11-Mar-22

APPROVED BY :

ISSUED DATE : 17-Mar-22

RECEIVED DATE : 11-Mar-22



CERTIFICATE No : 22M2569

PAGE : 2 OF 2

Calibration Report

EQUIPMENT : DIGITAL BALANCE MODEL : BSA224S-CW
MANUFACTURER : SARTORIUS S/N : 36591843
ID No : BA 09/61 RECEIVED DATE : 11-Mar-22
AIR PRESSURE : 1008mbar \pm 1mbar CALIBRATION DATE : 11-Mar-22
AMBIENT TEMPERATURE : 22°C \pm 1°C RELATIVE HUMIDITY : 51 %RH \pm 10 % RH

CONDITION OF THIS RESULTS OF CALIBRATION

1. THIS INSTRUMENT WAS CALIBRATED BY ACCORDING TO UKAS LAB 14 EDITION 6:2019 BY USING KNOWN WEIGHT STANDARD WEIGHT. THE BALANCE WAS ADJUSTED USING WEIGHT OF QUALITY CALIBRATION TO ADJUST. THE BALANCE HAS NO ZERO TRACKING FUNCTION. REPEATABILITY WAS MEASURED BY USING 10 REPEATED MEASUREMENTS. LINEARITY WAS MEASURED COVERING 10 POINTS, EVENLY SPREAD OVER THE RANGE. THE INSTRUMENT WAS SET ZERO BEFORE PERFORMING THE LINEARITY TEST. OFF-CENTER LOADING WAS MEASURED BY USING STANDARD WEIGHTS PLACED ON THE PAN AND MOVED TO VARIOUS POSITIONS ON THE PAN.

2. REFERENCE STANDARD INSTRUMENTS :-

<u>INSTRUMENT</u>	<u>MODEL</u>	<u>SERIAL No</u>	<u>CERTIFICATE No</u>	<u>DUE DATE</u>
1) STANDARD WEIGHT SET	E2	QK-I-151	C02210415	09-Feb-23

3. THIS RESULT WAS FOUND ACCURATE AS SHOWN ON DATE AND PLACE OF CALIBRATION ONLY.

4. THIS RESULT EXCLUDE LONG TERM STABILITY OF THE UNIT UNDER CALIBRATION.

5. THIS CERTIFICATE IS TRACEABLE TO THE INTERNATIONAL SYSTEM OF UNIT MAINTAINED AT:-

- NATIONAL INSTITUTE OF METROLOGY (THAILAND) THROUGH CENTRAL BUREAU OF WEIGHTS&MEASURES

RESULT OF CALIBRATION :- WITHOUT ADJUSTMENT

1. ZERO SETTING FUNCTION : NORMAL

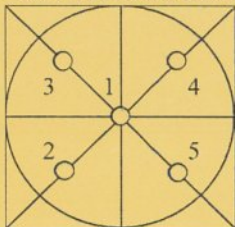
2. TARE FUNCTION : NORMAL

3. REPEATABILITY OF READING AT 200 g WAS 0.000048 g

4. DEPARTURE FROM NOMINAL VALUE/ LINEARITY

NOMINAL VALUE (g)	BALANCE READING (g)	CORRECTION (g)	UNCERTAINTY (\pm g)
0.00	0.0000	0.0000	0.000078
0.10	0.1000	0.0000	0.000078
0.20	0.2000	0.0000	0.000078
0.50	0.5000	0.0000	0.000079
1.00	1.0000	0.0000	0.000079
2.00	2.0000	0.0000	0.000080
5.00	5.0000	0.0000	0.000081
10.00	10.0000	0.0000	0.000084
20.00	20.0000	0.0000	0.000089
50.00	50.0000	0.0000	0.00011
100.00	100.0000	0.0000	0.00019
200.00	199.9999	0.0001	0.00032

5. OFF CENTER LOADING ERROR



POINT	READING (g)
1	99.9999
2	99.9999
3	100.0000
4	99.9999
5	99.9998
OFF-CENTER LOADING	0.0001

NOTE: THIS CALIBRATION WAS CARRIED OUT AT THE CUSTOMER'S PLACE AT PRODUCTION AREA

THE REPORTED UNCERTAINTY OF MEASUREMENT WAS BASED ON A STANDARD UNCERTAINTY MULTIPLIED BY A COVERAGE FACTOR $k=2$, PROVIDING A LEVEL OF CONFIDENCE APPROXIMATELY 95%

END OF CALIBRATION REPORT



CERTIFICATE No : 23M2442

REFERENCE No : 68471-2

PAGE : 1 OF 2

Certificate of Calibration

EQUIPMENT : DIGITAL BALANCE

MANUFACTURER : SARTORIUS

MODEL : BSA224S-CW

SERIAL No : 36591843


ID No : BA 09/61

CONDITION AS RECEIVED : USED ITEM

SUBMITTED BY : S.P.S. CONSULTING SERVICE CO., LTD.
7 SOI PHAHOLYOTHIN 24, PHAHOLYOTHIN RD.,
JOMPOL, CHATUCHAK, BANGKOK 10900

CALIBRATED BY : ATSAWIN Y.

CALIBRATION DATE : 10-Mar-23

APPROVED BY : 

ISSUED DATE : 16-Mar-23

RECEIVED DATE : 10-Mar-23



CERTIFICATE No : 23M2442

PAGE : 2 OF 2

Calibration Report

EQUIPMENT	:	DIGITAL BALANCE	MODEL	:	BSA224S-CW
MANUFACTURER	:	SARTORIUS	S/N	:	36591843
ID No	:	BA 09/61	RECEIVED DATE	:	10-Mar-23
AIR PRESSURE	:	1010mbar \pm 1mbar	CALIBRATION DATE	:	10-Mar-23
AMBIENT TEMPERATURE	:	23° C \pm 1° C	RELATIVE HUMIDITY	:	49 %RH \pm 10 % RH

CONDITION OF THIS RESULTS OF CALIBRATION

1. THIS INSTRUMENT WAS CALIBRATED BY ACCORDING TO UKAS LAB 14 EDITION 6:2019 BY USING KNOWN WEIGHT STANDARD WEIGHT. THE BALANCE WAS NOT ADJUSTED BEFORE CALIBRATION. THE BALANCE HAS NO ZERO TRACKING FUNCTION. REPEATABILITY WAS MEASURED BY USING 10 REPEATED MEASUREMENTS. LINEARITY WAS MEASURED COVERING 10 POINTS, EVENLY SPREAD OVER THE RANGE. THE INSTRUMENT WAS SET ZERO BEFORE PERFORMING THE LINEARITY TEST. OFF-CENTER LOADING WAS MEASURED BY USING STANDARD WEIGHTS PLACED ON THE PAN AND MOVED TO VARIOUS POSITIONS ON THE PAN.

2. REFERENCE STANDARD INSTRUMENTS :-

INSTRUMENT	MODEL	SERIAL No	CERTIFICATE No	DUE DATE
1) STANDARD WEIGHT SET	E2	QK-I-151	M2302013S	02-Feb-25
2) STANDARD WEIGHT	E2	15843	M2302014S	02-Feb-25

3. THIS RESULT WAS FOUND ACCURATE AS SHOWN ON DATE AND PLACE OF CALIBRATION ONLY.

4. THIS RESULT EXCLUDE LONG TERM STABILITY OF THE UNIT UNDER CALIBRATION.

5. THIS CERTIFICATE IS TRACEABLE TO THE INTERNATIONAL SYSTEM OF UNIT MAINTAINED AT:-

- NATIONAL INSTITUTE OF METROLOGY (THAILAND) THROUGH CENTRAL BUREAU OF WEIGHTS&MEASURES

RESULT OF CALIBRATION :- WITHOUT ADJUSTMENT

1. ZERO SETTING FUNCTION : NORMAL

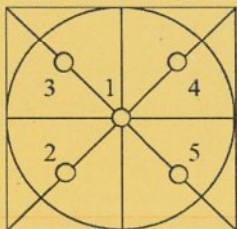
2. TARE FUNCTION : NORMAL

3. REPEATABILITY OF READING AT 200 g WAS 0 g

4. DEPARTURE FROM NOMINAL VALUE/ LINEARITY

NOMINAL VALUE (g)	BALANCE READING (g)	CORRECTION (g)	UNCERTAINTY (\pm g)
0.0	0.0000	0.0000	0.000058
0.1	0.1000	0.0000	0.000059
0.2	0.2000	0.0000	0.000059
0.5	0.5000	0.0000	0.000060
1.0	1.0000	0.0000	0.000060
2.0	2.0000	0.0000	0.000061
5.0	5.0000	0.0000	0.000063
10.0	10.0000	0.0000	0.000067
20.0	20.0001	-0.0001	0.000073
50.0	50.0000	0.0000	0.00011
100.0	100.0001	-0.0001	0.00019
200.0	200.0000	0.0000	0.00032

5. OFF CENTER LOADING ERROR



POINT	READING (g)
1	100.0000
2	99.9999
3	99.9998
4	100.0001
5	100.0000
OFF-CENTER LOADING	0.0002

NOTE: THIS CALIBRATION WAS CARRIED OUT AT THE CUSTOMER'S PLACE AT LABORATORY AREA

THE REPORTED UNCERTAINTY OF MEASUREMENT WAS BASED ON A STANDARD UNCERTAINTY MULTIPLIED BY A COVERAGE FACTOR $k=2$, PROVIDING A LEVEL OF CONFIDENCE APPROXIMATELY 95%

END OF CALIBRATION REPORT



TECHNOLOGY PROMOTION ASSOCIATION (THAILAND-JAPAN)
CORPORATE SERVICES 3 : EQUIPMENT CALIBRATION AND TESTING SERVICES

534/4 PATTANAKARN ROAD SOI 18, SUANLUANG, SUANLUANG BANGKOK 10250

TEL. 0-2717-3000 FAX. 0-2719-9484

Cert.No.: 22TW98

Page.: 1 of 2

Certificate of Testing

Equipment :	DO Meter
Manufacturer :	YSI
Model :	5000-230V
Serial No. :	15B100751
ID No. :	-
Received Date :	20 April 2022
Test Date :	21 April 2022
Reference :	2204-0429WC-1
Submitted by :	S.P.S. Consulting Service Co.,Ltd. 7 Phaholyothin 24, Phaholyothin Road., Jompol, Chatuchak, Bangkok 10900
Laboratory Condition :	Temperature (25 ± 5) °C Humidity (50 ± 20) %
Test Procedure :	In - house method : CP-CH9 by Comparison Technique with Azide Modification Method
Tested by :	Walalak Sirithean

Approved by :

- (☒) Malee Butkruea
(☐) Saithip Meangmai
(☐) Warakorn Lerngagtrakul

Issue Date : 25 April 2022



Cert.No.: 22TW98

Page.: 2 of 2

Condition of this result of calibration

1. Reference Standard Instruments :

This certification is traceable to the International System of Unit through the reference standards laboratory of Industrial Calibration Center, Technology Promotion Association (Thailand-Japan).

<u>Instruments</u>	<u>Serial No.</u>	<u>ID No.</u>	<u>Certificate No.</u>	<u>Due Date</u>
1) Burette	-	130BU10	21CG1389	25 Mar 2023
2) Balance	1126143764	140RC004	21MM430	21 Sep 2022

2. Standard Material :-

<u>Material</u>	<u>Manufacturer</u>	<u>Lot.No.</u>	<u>Assay</u>
Sodium Thiosulfate pentahydrate	Merck	AM1763316	100.2%

Result : Dissolved Oxygen Meter Adjustment With Air 100 %

Dissolved Oxygen Probe No.: 14J100195

Titration Method (Azide Modification Method) (mg/L)	DO Meter Reading (mg/L)	Standard Deviation (mg/L)
8.12	8.14	0.0084

This report was certified only for the instrument we tested. It is allowable to use for study the system efficiency, The environmental impact control and present to organization it may concerned. Intend to use for advertising and referral purpose is prohibited. This report may not be reproduced other in full, without written approval of the laboratory

-o0o-

a 1105753

CERT.No.: HS-U017D

Calibration Date : 3 Apr 23
Submitted by : S.P.S CONSULTING SERVICE CO.,LTD
7 Soi Phaholyothin 24, Phaholyothin Rd., Jompol,
Chatuchak, Bangkok, Thailand 10900

Avg Room Temp : 20 °C
Avg Water Temp : 20 °C
Air Pressure : 760.00 mmHg
Salinity : 0 ppt

Model : YSI 5000
S/N : 15B100751
Probe : YSI 5010
S/N : 22D100097
ID NO. : -
Air Temp ref : S/N. E00522
Barometric ref : S/N. E00522
Water Temp ref : S/N. 11431
Technician : Kittipong M.

Calibration Details

Calibration Point	100% air sat. (@20 °C, DO = 9.09 mg/l)	(status)	(status)
Measurement 1 (mg/l)	9.08	(PASS)	-
Measurement 2 (mg/l)	9.08	(PASS)	-
Measurement 3 (mg/l)	9.08	(PASS)	-
Measurement 4 (mg/l)	9.08	(PASS)	-
Measurement 5 (mg/l)	9.08	(PASS)	-
Measurement 6 (mg/l)	9.08	(PASS)	-
Measurement 7 (mg/l)	9.08	(PASS)	-
Measurement 8 (mg/l)	9.08	(PASS)	-
Measurement 9 (mg/l)	9.08	(PASS)	-
Measurement 10 (mg/l)	9.08	(PASS)	-
Mean Measurement	9.08	mg/l	-
Inaccuracy	0.01	mg/l	-
Overall Status	(PASS)		

Manufacturer Specification

Accuracy = +/- 0.02 mg/l

- 1) This certificate is issued based on the result that are found as shown on date and place of test only.
- 2) The calibration procedure followed in accordance with Harikul Science Co., Ltd.
- 3) This result shall not be used for advertising purpose.

(Kittipong Maekwong)

(Natenapha Pisatkunchon)



QUALITY CALIBRATION CO.,LTD.

235 Petchkasem 63/2 Road, Laksong, Bangkae, Bangkok 10160

Tel (662) 421-5402, (662) 444-0152-3, Fax (662) 809-4584

www.qcalibration.com

CERTIFICATE No : 22T10972

REFERENCE No : 66837-1

PAGE : 1 OF 3

Certificate of Calibration

EQUIPMENT : COD REACTOR

MANUFACTURER : HACH

MODEL : DRB 200


SERIAL No : 15110C0497

ID No : DRB 04/59

SUBMITTED BY : S.P.S. CONSULTING SERVICE CO., LTD.
7 SOI PHAHOLYOTHIN 24, PHAHOLYOTHIN RD.,
JOMPOL, CHATUCHAK, BANGKOK 10900

CALIBRATED BY : CHAICHARN CH.

CALIBRATION DATE : 20-Dec-22

APPROVED BY : 

ISSUED DATE : 20-Dec-22

RECEIVED DATE : 20-Dec-22

THIS CERTIFICATE MAY NOT BE REPRODUCED OTHER THAN IN FULL EXCEPT WITH THE PRIOR WRITTEN APPROVAL OF
QUALITY CALIBRATION CO., LTD.

F-G010 REV : 02



CERTIFICATE No : 22T10972

PAGE : 2 OF 2

Calibration Report

EQUIPMENT : COD REACTOR
MANUFACTURER : HACH
ID NUMBER : DRB 04/59
RECEIVED DATE : 20-Dec-22
AMBIENT TEMPERATURE : 23° C ± 1° C

MODEL : DRB 200
SERIAL NUMBER : 15110C0497
CALIBRATION DATE : 20-Dec-22
RELATIVE HUMIDITY : 52 %RH ± 10 % RH

CONDITION OF THIS RESULTS OF CALIBRATION


1. THIS INSTRUMENT WAS CALIBRATED BY DIRECT MEASUREMENT TEMPERATURE RECORDER WITH THERMOCOUPLE TYPE K UNDER NO LOAD CONDITION. THE THERMOCOUPLES WERE PLACED ON 15 POINTS AND LOCATED ONE THERMOCOUPLE IN EACH OF THE FOUR CORNERS OF THE REACTOR AND PLACED THE EIGHTH THERMOCOUPLE AT THE CENTER OF THE REACTOR.

2. REFERENCE STANDARD INSTRUMENTS :-

INSTRUMENT	MODEL	SERIAL No	CERTIFICATE No	DUE DATE
1) DATA LOGGER WITH TC TYPE K	HYDRA 2635A	8009008	22T7511	10-Jul-23

3. THIS RESULT WAS FOUND ACCURATE AS SHOWN ON DATE AND PLACE OF CALIBRATION ONLY.
4. THIS RESULT EXCLUDE LONG TERM STABILITY OF THE UNIT UNDER CALIBRATION.
5. THIS CERTIFICATE IS TRACEABLE TO THE INTERNATIONAL SYSTEM OF UNIT MAINTAINED AT:-
- NATIONAL INSTITUTE OF METROLOGY (THAILAND) THROUGH QUALITY CALIBRATION CO.,LTD.

RESULT OF CALIBRATION :- WITHOUT ADJUSTMENT



TEMPERATURE MEASUREMENT ACCURACY TEST

Block No.	1	2
Controller temperature (°C)	145	145
Indicating Temperature	145	145
Measured Temperature (°C) at Spread Locations	1	149.8
	2	149.6
	3	149.7
	4	149.8
	5	149.9
	6	149.8
	7	149.8
	8	149.8
	9	149.9
	10	149.8
	11	149.9
	12	149.7
	13	149.9
	14	149.9
	15	149.7
Uncertainty of Measurement(± °C)	0.86	0.86

NOTE 1 : THE UNCERTAINTY OF MEASUREMENT EXCLUDED TEMPERATURE UNIFORMITY OF

NOTE 2 : THIS CALIBRATION WAS CARRIED OUT AT THE CUSTOMER'S PLACE AT LABORATORY

THE REPORTED UNCERTAINTY OF MEASUREMENT WAS BASED ON A STANDARD UNCERTAINTY

COVERAGE FACTOR k =2, PROVIDING A LEVEL OF CONFIDENCE APPROXIMATELY 95%.

END OF CALIBRATION REPORT



MAINTENANCE AND TEST CERTIFICATE MODEL

OPTIMA 5300DV

Customer : <u>S.P.S.Consulting Service Co.,Ltd</u>	Date Tested: <u>January 11, 2023</u>	
	Recommendation Recertification	
Address : <u>7 Soi Phaholyothin 24</u>	Period <u>6</u> Months	
<u>Paholyothin Road</u>	Recertification Due: <u>July 11, 2023</u>	
<u>Jompol Chatuchak, Bangkok 1090</u>	Date Last Certified: <u>July 11, 2022</u>	
User Name: <u>K.Phenpha Vipasthawatt</u>	Visit Number: <u>2 of 2</u>	
Phone: <u>083-9269252</u>	PerkinElmer Phone: <u>02-719-6420 ext 206</u>	
Fax: <u>02-513-4221</u>	PerkinElmer Fax: <u>02-318-5597</u>	

CONFIGURATION TESTED		ACCESSORIES/COMPONENT NOT INCLUDED
MODEL	SERIAL NUMBER	
<u>OPTIMA 5300DV</u>	<u>077C7042401</u>	
TESTED EQUIPMENT	CALIBRATION NUMBER	EXPIRATION
<u>IPV Methods</u>		
TEST STANDARD USED	PART NUMBER	EXPIRATION DATE
<u>Multielement Standard</u>	<u>N069-1579</u>	<u>May 30, 2023</u>
<u>Wavecal Solution</u>	<u>N058-2152</u>	<u>February 28, 2023</u>
<u>VIS Wavecal solution</u>	<u>N930-2946</u>	<u>August 30, 2023</u>
<u>Instrument Cal. STD4</u>	<u>N930-0221</u>	<u>November 30, 2023</u>
CUSTOMER SUPPLIED	COMMENTS	CUSTOMER INITIALS
<u>2 % HNO3</u>		
<u>10 % HNO3</u>		



MAINTENANCE AND TEST CERTIFICATE MODEL

OPTIMA 5300DV

SERIAL NUMBER 077C7042401**DATE TESTED** January 11, 2023**1. MECHANICAL CHECKS**

A. Inspect and clean all fans and filters.

☐ OK

B. Inspect and replace as necessary, all torch components including the RF coil.

☐ OK

C. Inspect all tubing for sign of clacking or leaking.

☐ OK

D. Adjust water and gas pressure regulator settings.

☐ OK

E. Inspect and leak check pneumatics drawers.

☐ OK

F. Clean the exterior of the instrument.

☐ OK**2. OPTICAL CHECKS**

A. Inspect and clean all optical components.

☐ OK

B. As required, check and replace all purgefilters.

☐ OK

C. Recheck optical alignment.

☐ OK**3. COOLING SYSTEM CHECKS**

A. Perform preventive maintenance on chiller.

☐ OK

B. Flush out the chiller every year.

☐ N/A**4. PERFORMANCE CHECKS**

A. Torch View Alignment.

☐ OK

B. Wavelength Calibration.

☐ OK



MAINTENANCE AND TEST CERTIFICATE MODEL

OPTIMA 5300DV

SERIAL NUMBER : 077C7042401
DATE TESTED : January 11, 2023

PARAMETER		SPECIFICATION		FINAL VALUE	
Spectral Resolution : UV	As 193.696 nm	≤ 0.007		<u>0.00504</u>	
	Ni 231.604 nm	≤ 0.008		<u>0.00646</u>	
	Ni 341.476 nm	≤ 0.012		<u>0.00768</u>	
Spectral Resolution : VIS	La 408.672 nm	≤ 0.020		<u>0.01597</u>	
	Ba 455.403 nm	≤ 0.025		<u>0.02185</u>	
Precision					
	As 193.656 nm	% RSD	< 1.0	<u>0.89</u>	%
	Zn 213.856 nm	% RSD	< 1.0	<u>0.77</u>	%
	Mn 257.610 nm	% RSD	< 1.0	<u>0.51</u>	%
	La 379.478 nm	% RSD	< 1.0	<u>0.44</u>	%
	Ba 455.403 nm	% RSD	< 1.0	<u>0.44</u>	%
	Ba 493.408 nm	% RSD	< 1.0	<u>0.46</u>	%
Detection Limits : Axial	Tl 190.080 nm	3(sd)		<u>4.04</u>	ppb
	As 193.696 nm	3(sd)		<u>3.58</u>	ppb
	Pb 220.353 nm	3(sd)		<u>1.90</u>	ppb
Detection Limits : Radial	As 193.696 nm	3(sd)		<u>47.72</u>	ppb
	Zn 213.856 nm	3(sd)		<u>1.02</u>	ppb
	Mn 257.610 nm	3(sd)		<u>0.68</u>	ppb
	La 379.478 nm	3(sd)		<u>1.43</u>	ppb
	Ba 455.403 nm	3(sd)		<u>0.10</u>	ppb
	Ba 493.408 nm	3(sd)		<u>0.36</u>	ppb
BEC : Axial (IB X 500)/(IS-IB)	Cd 226.502 nm	≤ 150 ppb		<u>58.36</u>	
BEC : Radial (IB X 1000)/(IS-IB)	Mn 257.610 nm	≤ 45 ppb		<u>104142.80</u>	



MAINTENANCE AND TEST CERTIFICATE MODEL

OPTIMA 5300DV

SERIAL NUMBER 077C7042401**DATE TESTED** January 11, 2023**Remarks :**

Commissioning follow as commissioning performance sheets.

This is to certify that the above tests have been performed and the configuration tested

☒

meets

☐


does not meet

the PerkinElmer Specifications listed on this certificate.

This certificate does not modify PerkinElmer's standard terms and condition of sale,
including warranty terms.

Serv**Authorized Representative:** _____

(



ภาคผนวกที่ 4-7
ระดับความร้อนในสถานประกอบการ

CERTIFICATE OF CALIBRATION

FOR

NOMENCLATURE : DIGITAL THERMOHYGRO METER
[THERMAL ENVIRONMENT MONITOR]
MANUFACTURER : 3M
MODEL / TYPE : QUESTemp[®]34
SERIAL NO. : TEN040005
CLID. NO. : 231802516
JOB CONTROL NO. : 220901088340

CUSTOMER : S.P.S. CONSULTING SERVICE CO., LTD.
7 SOI PHAHOLYOTHIN 24 ROAD., JOMPOL,
CHATUCHAK, BANGKOK 10900

DATE OF RECEIVED : 01 September 2022

DATE OF ISSUED : 07 September 2022

Report of calibration screening must not be taken in part. Except complete. Without the approval of the Calibration Laboratory Co., Ltd.

Calibrated By : Tanawan Seenam-Ngoen

Calibration Engineer

Approved By :

Authorized Signatory

07 September 2022

This Calibration Certificate documents the traceability to national standards, which realize the units of measurement according to the International System of Units (SI)

Certificate No. Q22088340

F3-011-04/01-12

page 1 of 3



REPORT OF CALIBRATION

FOR

NOMENCLATURE : DIGITAL THERMOHYGRO METER
[THERMAL ENVIRONMENT MONITOR]
MANUFACTURER : 3M
MODEL / TYPE : QUESTemp^o34
SERIAL NO. : TEN040005
DATE OF CALIBRATION : 02 September 2022

ENVIRONMENT CONDITIONS :

Temperature : $(23 \pm 2) ^\circ\text{C}$

Relative Humidity : $(55 \pm 10) \% \text{RH}$

PROCEDURE USED :

This instrument was calibrated under procedure No. **WI-305-74**. The calibration was performed by using
Chilled Mirror Hygrometer and Temperature & Humidity Chamber which maintained by the Calibration Laboratory Co., Ltd.

REFERENCE STANDARD USED :

Chilled Mirror Hygrometer, Edgetech Model Dew Master S/N. 44602.

Temperature & Humidity Chamber, PGC Model 9141-5116 S/N. 1304261.

TRACEABILITY :

The measurements are traceable to International System of Units (SI), through Thunder Scientific Corporation.
Certificate No. 19944, Due Date 26 January 2023.

UNCERTAINTY :

The reported expanded uncertainty of measurement is stated as the standard uncertainty of measurement multiplied
by the coverage factor $k = 2,00$ which for a normal distribution corresponds to a coverage probability of approximately 95 %.
It has been evaluated according to the "Evaluation of the Uncertainty of Measurement in Calibration (EA-4/02 M:2021)"

Certificate No. Q22088340

F3-011-04/01-12

page 2 of 3



CONDITION OF CALIBRATION ITEM : GOOD

MEASUREMENT RESULTS : (X) without adjustment () adjustment

The table in the following gives the calibration results and associated measurement uncertainties of the measuring digital thermohygro meter [thermal environment monitor].

CALIBRATION DATA

1. CORRECTION OF TEMPERATURE : WET

Test point (° C)	Actual Temperature (° C)	DUC Reading (° C)	Correction (° C)	Uncertainty ± (° C)
30.0	30.01	30.0	+0.01	0.40
35.0	35.00	35.0	0.00	
40.0	40.02	40.0	+0.02	

2. CORRECTION OF TEMPERATURE : DRY

Test point (° C)	Actual Temperature (° C)	DUC Reading (° C)	Correction (° C)	Uncertainty ± (° C)
30.0	30.01	29.8	+0.21	0.40
35.0	35.00	34.8	+0.20	
40.0	40.02	39.8	+0.22	

3. CORRECTION OF TEMPERATURE : GLOBE BULB

Test point (° C)	Actual Temperature (° C)	DUC Reading (° C)	Correction (° C)	Uncertainty ± (° C)
30.0	30.01	30.0	+0.01	0.40
35.0	35.00	35.0	0.00	
40.0	40.02	40.0	+0.02	

Note. The Scope of Accredited TISI Certificate No. 19C087/0655 Issue 1 Page 36 of 111

This report is valid for the above stated instrument/s only.

End of Certificate

Certificate No. Q22088340

F3-011-04/01-12

page 3 of 3



@clccalibration



บริษัท เอส.พี.เอส. คอนซัลติ้ง เซอร์วิส จำกัด
S.P.S. CONSULTING SERVICE CO., LTD.
7 ซอยพหลโยธิน 24 ถนนพหลโยธิน แขวงจอมพล เขตจตุจักร กรุงเทพฯ 10900
7 Soi Phaholyothin 24, Phaholyothin Rd., Jompol, Chatuchak, Bangkok 10900
Tel : (662) 939-4370-72, Fax : (662) 513-4221, E-mail : sale@spscon.com., www.spscon.com

Heat B037_1/23

Heat Stress WBGT Meter Verification Report

Verification Data

Heat Stress WBGT Meter No.	: R05	Verification Date	: 02 April 2023
Brand	: METROSONICS	Ambient Temp.	: 24.5 °C
Model	: hr-32	Barometric Pressure	: 1011 mmbar
Serial No.	: MCD070035	Relative Humidity	: 49 %

Verification Module (Electronic Sensor Check) :

Verification Module No. : 21 WB = 12.5 °C , DB = 47.1 °C , G = 69.3 °C

Result of Verification : Without Adjustment

Wet Probe Temperature Measurement

Verification Module Reading (°C)	UUC* Reading (°C)	Correction (°C)	Tolerance Limit (°C)
12.5	12.7	-0.2	± 0.5

Dry Probe Temperature Measurement

Verification Module Reading (°C)	UUC* Reading (°C)	Correction (°C)	Tolerance Limit (°C)
47.1	47.0	0.1	± 0.5

Globe Probe Temperature Measurement

Verification Module Reading (°C)	UUC* Reading (°C)	Correction (°C)	Tolerance Limit (°C)
69.3	69.3	0.0	± 0.5

UUC* = UNIT UNDER CALIBRATION

Verified by : _____



Certificate of Calibration

Certificate Number : SPR23030505-5

Page : 1 of 3

Customer : S.P.S. CONSULTING SERVICE CO., LTD.

7 Soi Phaholyothin 24 Phaholyothin Road., Jompol, Chatuchak,
Bangkok 10900

Equipment Name : Area Heat Stress Monitor

Manufacturer : Metrosonics

Model : hs-32

Serial Number : MCD070035

ID. Number : R05

Environmental Conditions

Ambient Temperature : $23^{\circ}\text{C} \pm 2^{\circ}\text{C}$

Received Date : 30 Mar 2023

Relative Humidity : $50\% \pm 15\%$

Calibration Date : 31 Mar 2023

Location of Calibration : In-Lab

Recommend Due Date : 31 Mar 2024

Calibration Procedure : SP-CPT-04-13

Date of Issue : 01 Apr 2023

Method of Calibration

This certifies that the above instrument was calibrated in compliance with the calibration system requirement of ISO/IEC 17025:2017 in accordance with reference procedure. Standards used to perform this calibration are certified by to NIST or equivalent, National metrology institute, Natural physical constants, consensus standards. The result reported herein apply only to the calibration of the item described above as received. Our decision rule is to contact the customer if the item pass and fail calibration when the results include the uncertainties and the customer must determine if the results meets their needs.

All calibrations are performed within manufacture's specifications. The calibration certificate shall not be reproduced except in full, without written approval of SP Metrology System

Calibrated by : Mr. Sarawut Khitmai

Approved by

Calibration Officer

(Mr. Nirut Loha)

Authorized Signatory



Calibration Report

Certificate Number : SPR23030505-5

Page : 2 of 3

Reference Standards

Equipment Name	Model	Serial No.	Certificate No.	Due. Date
Humidity Chamber	TH-80S	N/A	SPR23010480-5	22 Feb 2024
THERMO-HYGROMETER	5020A	A47046	QR23-0176	26 Jan 2024

Traceability

This certification is traceable to the International System of Unit maintained at :

SP Metrology - SP Metrology system (Thailand) Co.Ltd.

Quality Reborn Co., Ltd



Result of Calibration

Certificate No. : SPR23030505-5

Page : 3 of 3

Temperature Accuracy in the Measurement. (WET)

Unit : °C

Temperature Setting	Standard Reading	UUC Reading	Error	Uncertainty (±)
30.0	30.013	29.9	-0.113	0.50
35.0	35.010	34.9	-0.110	0.50
40.0	40.015	39.9	-0.115	0.50

Temperature Accuracy in the Measurement. (DRY)

Unit : °C

Temperature Setting	Standard Reading	UUC Reading	Error	Uncertainty (±)
30.0	30.013	29.9	-0.113	0.50
35.0	35.010	34.9	-0.110	0.50
40.0	40.015	39.9	-0.115	0.50

Temperature Accuracy in the Measurement. (GLOBE)

Unit : °C

Temperature Setting	Standard Reading	UUC Reading	Error	Uncertainty (±)
30.0	30.013	29.8	-0.213	0.50
35.0	35.010	34.8	-0.210	0.50
40.0	40.015	39.8	-0.215	0.50

Note:

The result of calibration was found accurate as show on date and place of calibration only.
This Certificate is not certified for any commercial transaction.

Measurement Uncertainty

The reported uncertainty of measurement is the expanded uncertainty obtained by multiplying the standard uncertainty with the coverage factor $k = 2$, providing a level of confidence approximately 95%.

- End of Certificate -



บริษัท เอส.พี.เอส. คอนซัลติ้ง เซอร์วิส จำกัด
S.P.S. CONSULTING SERVICE CO., LTD.
7 ซอยพหลโยธิน 24 ถนนพหลโยธิน แขวงจอมพล เขตจตุจักร กรุงเทพฯ 10900
7 Soi Phaholyothin 24, Phaholyothin Rd., Jompol. Chatuchak, Bangkok 10900
Tel : (662) 939-4370-72, Fax : (662) 513-4221, E-mail : sale@spscon.com, www.spscon.com

Heat B036_2/23

Heat Stress WBGT Meter Verification Report

Verification Data

Heat Stress WBGT Meter No.	: R07	Verification Date	: 02 April 2023
Brand	: 3M	Ambient Temp.	: 24.5 °C
Model	: QUESTemp ^o 32	Barometric Pressure	: 1011 mmbar
Serial No.	: TPE080058	Relative Humidity	: 49 %

Verification Module (Electronic Sensor Check) :

Verification Module No. : 21 WB = 12.5 °C , DB = 47.1 °C , G = 69.3 °C

Result of Verification : Without Adjustment

Wet Probe Temperature Measurement

Verification Module Reading (°C)	UUC* Reading (°C)	Correction (°C)	Tolerance Limit (°C)
12.5	12.6	-0.1	± 0.5

Dry Probe Temperature Measurement


Verification Module Reading (°C)	UUC* Reading (°C)	Correction (°C)	Tolerance Limit (°C)
47.1	47.3	-0.2	± 0.5

Globe Probe Temperature Measurement

Verification Module Reading (°C)	UUC* Reading (°C)	Correction (°C)	Tolerance Limit (°C)
69.3	69.3	0.0	± 0.5

UUC* = UNIT UNDER CALIBRATION

Verified by :





Certificate of Calibration

Certificate Number : SPR23030505-6

Page : 1 of 3

Customer : S.P.S. CONSULTING SERVICE CO., LTD.

7 Soi Phaholyothin 24 Phaholyothin Road., Jompol, Chatuchak,
Bangkok 10900

Equipment Name : Area Heat Stress Monitor

Manufacturer : Quest Technologies

Model : QUESTemp 32

Serial Number : TPE080058

ID. Number : R07

Environmental Conditions

Ambient Temperature : $23^{\circ}\text{C} \pm 2^{\circ}\text{C}$

Received Date : 30 Mar 2023

Relative Humidity : $50\% \pm 15\%$

Calibration Date : 31 Mar 2023

Location of Calibration : In-Lab

Recommend Due Date : 31 Mar 2024

Calibration Procedure : SP-CPT-04-13

Date of Issue : 01 Apr 2023

Method of Calibration

This certifies that the above instrument was calibrated in compliance with the calibration system requirement of ISO/IEC 17025:2017 in accordance with reference procedure. Standards used to perform this calibration are certified by to NIST or equivalent, National metrology institute, Natural physical constants, consensus standards. The result reported herein apply only to the calibration of the item described above as received. Our decision rule is to contact the customer if the item pass and fail calibration when the results include the uncertainties and the customer must determine if the results meets their needs.

All calibrations are performed within manufacture's specifications. The calibration certificate shall not be reproduced except in full, without written approval of SP Metrology System (T

Calibrated by : Mr. Sarawut Khitmai

Approved by

Calibration Officer

Authorized Signatory



Calibration Report

Certificate Number : SPR23030505-6

Page : 2 of 3

Reference Standards

Equipment Name	Model	Serial No.	Certificate No.	Due. Date
Humidity Chamber	TH-80S	N/A	SPR23010480-5	22 Feb 2024
THERMO-HYGROMETER	5020A	A47046	QR23-0176	26 Jan 2024

Traceability

This certification is traceable to the International System of Unit maintained at :

SP Metrology - SP Metrology system (Thailand) Co.Ltd.

Quality Reborn Co., Ltd



Result of Calibration

Certificate No. : SPR23030505-6

Page : 3 of 3

Temperature Accuracy in the Measurement. (WET)

Unit : °C

Temperature Setting	Standard Reading	UUC Reading	Error	Uncertainty (±)
30.0	30.013	30.4	0.387	0.50
35.0	35.010	35.4	0.390	0.50
40.0	40.015	40.4	0.385	0.50

Temperature Accuracy in the Measurement. (DRY)

Unit : °C

Temperature Setting	Standard Reading	UUC Reading	Error	Uncertainty (±)
30.0	30.013	30.3	0.287	0.50
35.0	35.010	35.3	0.290	0.50
40.0	40.015	40.3	0.285	0.50

Temperature Accuracy in the Measurement. (GLOBE)

Unit : °C

Temperature Setting	Standard Reading	UUC Reading	Error	Uncertainty (±)
30.0	30.013	30.3	0.287	0.50
35.0	35.010	35.3	0.290	0.50
40.0	40.015	40.3	0.285	0.50

Note:

The result of calibration was found accurate as show on date and place of calibration only.
This Certificate is not certified for any commercial transaction.

Measurement Uncertainty

The reported uncertainty of measurement is the expanded uncertainty obtained by multiplying the standard uncertainty with the coverage factor $k = 2$, providing a level of confidence approximately 95%.

– End of Certificate –



บริษัท เอส.พี.เอส. คอนซัลติ้ง เซอร์วิส จำกัด
S.P.S. CONSULTING SERVICE CO., LTD.
7 ซอยพหลโยธิน 24 ถนนพหลโยธิน แขวงจอมพล เขตจตุจักร กรุงเทพฯ 10900
7 Soi Phaholyothin 24, Phaholyothin Rd., Jompol, Chatuchak, Bangkok 10900
Tel : (662) 939-4370-72, Fax : (662) 513-4221, E-mail : sale@spscon.com, www.spscon.com

Heat R067

Heat Stress WBGT Meter Verification Report

Verification Data

Heat Stress WBGT Meter No.	: R04	Verification Date	: 05 April 2023
Brand	: 3M	Ambient Temp.	: 24.5 °C
Model	: QUESTemp [®] 34	Barometric Pressure	: 1011 mmbar
Serial No.	: TEN040005	Relative Humidity	: 49 %

Verification Module (Electronic Sensor Check) :

Verification Module No. : 21 WB = 12.5 °C, DB = 47.1 °C, G = 69.3 °C

Result of Verification : Without Adjustment

Wet Probe Temperature Measurement

Verification Module Reading (°C)	UUC* Reading (°C)	Correction (°C)	Tolerance Limit (°C)
12.5	12.6	-0.1	± 0.5

Dry Probe Temperature Measurement

Verification Module Reading (°C)	UUC* Reading (°C)	Correction (°C)	Tolerance Limit (°C)
47.1	47.0	0.1	± 0.5

Globe Probe Temperature Measurement

Verification Module Reading (°C)	UUC* Reading (°C)	Correction (°C)	Tolerance Limit (°C)
69.3	69.3	0.0	± 0.5

UUC* = UNIT UNDER CALIBRATION

Verified by :

